

NATIONAL IMPACT FEE SURVEY: 2015¹

This report summarizes the results of a detailed survey of impact fees that individual jurisdictions across the country are charging. Unlike in-kind developer exactions, impact fees are expressed in dollars and have published fee schedules, making it easy to compare fees charged by different jurisdictions. The results of the survey reveal where impact fees are most common, how much jurisdictions in various states are charging, and the types of facilities for which fees are being charged. Comparisons with surveys from previous years also show how fees have been changing over time.

Structure of the Survey

The survey that follows this introductory text² contains, for each jurisdiction, the amount of impact fees (and similar charges) by type of facility (roads, water, wastewater, etc.) for five typical land use types: single-family detached, multi-family, retail, office and industrial. Residential fees are per dwelling unit; nonresidential fees are per 1,000 square feet of building area. The “updated” column gives the date we last verified the fee amounts, not the date that the jurisdiction adopted the fees.

The survey data is presented in 35 sheets, seven sheets for each of the five land use types. The jurisdictions are listed in alphabetical order, by state, county and jurisdiction. The last page for each land use summarizes average fees by state and for the nation. For example, page seven (of the survey data, not this summary text) provides the average fees for single-family detached units.

What Qualifies as an Impact Fee?

The multitude of names used to refer to impact fees is one obstacle to developing an accurate survey of such fees. Common terms used to refer to impact fees include “capacity fees,” “facility fees,” “system development charges” and “capital recovery fees.” Their common characteristics are that (1) they are charged only to new development, (2) they are standardized fees as opposed to ad hoc, negotiated payments and (3) they are designed and used to fund capital improvements needed to serve growth.

Utility Connection Fees. Water and wastewater connection fees that are used to fund growth-related capital improvements should be classified as impact fees. However, connection fees often mix impact fee components with service fees that cover other types of costs, such as the purchase of a water meter, the inspection of the connection, or the administrative cost of establishing a new customer account. This presents the researcher with a problem. Counting only clearly-labeled water and wastewater impact fees is likely to under-represent them, but seldom are there sufficient resources to interview local officials to determine what portion of a connection fee is actually an impact fee. In addition, because water and wastewater fees preceded other kinds of impact fees, they are often less controversial than other types of impact fees. For these reasons, it is often useful to look at “non-utility” impact fees separately from total impact fees.

Fees-in-Lieu. Fees charged in-lieu of land dedication for parks and schools are conceptually very similar to impact fees, and should also be counted in an impact fee survey. Essentially, they function much like an impact fee for the land component of the facility. Indeed, some communities use an impact fee for the construction cost component, and combine that with a land dedication/fee-in-lieu

¹ prepared by Clancy Mullen, Duncan Associates, Austin, TX on November 11, 2015

² if the full survey is not attached, it can be obtained from www.impactfees.com

requirement for the land component. In California, park fees in-lieu of land dedication are known as “Quimby fees,” after the name of the 1966 state act authorizing such fees. Because they are not labeled as impact fees, land dedication fees-in-lieu are often overlooked in impact fee surveys.

Development Taxes. Another class of fee that is functionally very similar to an impact fee is the development tax, which is sometimes also referred to as a development excise tax, privilege tax or facilities tax. This is a tax that only applies to new development, often on a per square foot basis, and is earmarked for capital improvements. For example, Boulder, Colorado hired consultants to conduct a nexus study and adopted an ordinance that had all of the trappings of an impact fee ordinance, including earmarking of funds for specific types of capital facilities and providing credit against the charges for developer-constructed improvements, but instead of adopting them as impact fees the City adopted them as development taxes. This survey includes development taxes.

Some Caveats

The results of impact fee surveys can be misinterpreted. This can be avoided if the reader keeps the following caveats in mind.

Not Exhaustive Samples. Like most impact fee surveys, this survey only includes communities that charge some impact fees, and excludes those that do not (although some jurisdictions that have temporarily suspended fees have been retained). Thus, an “average impact fee” must be understood as an average fee for those communities that charge impact fees, not as an average for all communities (communities with suspended fees are not counted in the average). Although in California state limits on local taxing authority and relatively liberal impact fee enabling legislation have combined to make impact fees virtually universal, in most other parts of the country, communities that have impact fees (other than the ubiquitous water and wastewater connection fees) still tend to be in the minority.

Not Random Samples. Impact fee surveys tend to be opportunistic, and this one is no exception. For the most part, the inclusion of a community is determined by how readily available the information is. Communities that post their fee schedules on their web site are more likely to be included in a survey than communities that do not. Consultants who compile surveys are more likely to include communities that have been clients or that are in the same region with former clients. For example, our firm compiled extensive surveys of impact fees in Arizona and Florida for client communities in those states. For these reasons, the fact that a state is not well represented in a national survey does not necessarily mean that the state does not have many impact fees (although that may be true).

Average Total Fee or Sum of Average Fees. In this chapter, average fees are presented for a variety of capital facilities. These averages exclude communities that are represented in the survey but do not charge impact fees for the particular facility type. One could sum these average fees by facility type, but this “sum of the average fees” does not represent the average fee for communities that charge impact fees. A more meaningful statistic, and the one reported here, is the “average of the total impact fees” charged by all communities represented in the survey.

Only Published Fees. The fact that a community does not charge a particular impact fee does not mean that developers make no contributions to that type of capital facility. This is particularly true in the case of roads, because many communities without road impact fees require developers to dedicate right-of-way and often to make substantial improvements to abutting roadways as a condition of development approval. In communities with road impact fees, developers who are required to make in-kind contributions receive credit against their impact fees for the value of those contributions.

Thus, developers may contribute more on average to the cost of major road improvements in communities without road impact fees than in communities with modest road impact fees.

Eligible Facilities

State enabling legislation obviously influences the kind of impact fees that local governments enact. In most states, local governments have the authority to impose impact fees for water and wastewater facilities, although they may be called something else. The types of facilities that are eligible for impact fees in the various state impact fee acts are listed in Figure 1 (it should be noted that water and wastewater impact fees may be authorized under separate legislation).

Figure 1: Facilities Eligible for Impact Fees by State

State	Storm								Solid	
	Roads	Water	Sewer	Water	Parks	Fire	Police	Library	Waste	School
Arizona (cities)	X	X	X	X	X	X	X	X		
Arizona (counties)	X	X	X		X	X	X			
Arkansas (cities)	X	X	X	X	X	X	X	X		
California	X	X	X	X	X	X	X	X	X	X
Colorado	X	X	X	X	X	X	X	X	X	
Florida	X	X	X	X	X	X	X	X	X	X
Georgia	X	X	X	X	X	X	X	X		
Hawaii	X	X	X	X	X	X	X	X	X	X
Idaho	X	X	X	X	X	X	X			
Illinois	X									
Indiana	X	X	X	X	X					
Maine	X	X	X		X	X			X	
Maryland	X	X	X	X	X	X	X	X	X	X
Montana	X	X	X	X	*	X	X	*	*	*
Nevada	X	X	X	X	X	X	X			**
New Hampshire	X	X	X	X	X	X	X	X	X	X
New Jersey	X	X	X	X						
New Mexico	X	X	X	X	X	X	X			
Oklahoma	X	X	X	X	X	X	X		X	
Oregon	X	X	X	X	X					***
Pennsylvania	X									
Rhode Island	X	X	X	X	X	X	X	X	X	X
South Carolina	X	X	X	X	X	X	X			
Texas (cities)	X	X	X	X						
Utah	X	X	X	X	X	X	X			
Vermont	X	X	X	X	X	X	X	X	X	X
Virginia****	X									
Washington	X				X	X				X
West Virginia	X	X	X	X	X	X	X			X
Wisconsin (cities)	X	X	X	X	X	X	X	X	X	

* can be imposed by super-majority vote of city council or unanimous vote of county commission

** school construction tax up to \$1,600 per unit authorized in districts with populations up to 50,000 (NRS 387.331)

*** development tax of up to \$1.00/sq. ft. for residential and \$0.50/sq. ft. for nonresidential may be imposed by school districts

**** impact fees may be imposed on by-right residential subdivision of agriculturally-zoned parcels for a broad array of facilities under certain circumstances

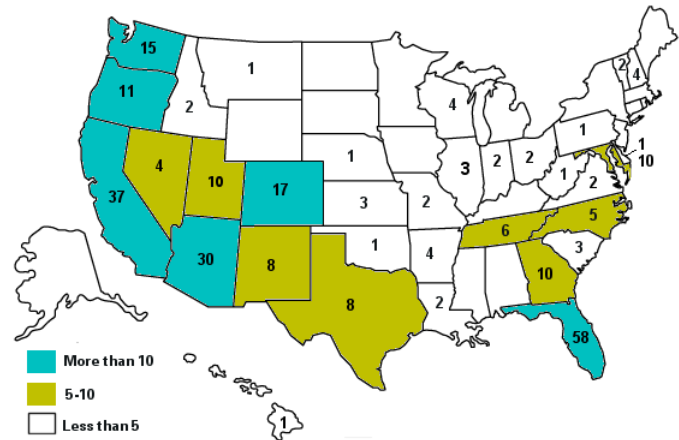
Source: Clancy Mullen, *Summary of State Impact Fee Acts*, August 2015 (www.impactfees.com - state information)

It is noteworthy that only 10 states authorize school impact fees or development taxes. School impact fees are found almost exclusively in Florida, California, Washington and Maryland (where they are authorized in some counties by special acts of the legislature). School impact fees tend to be high fees that are imposed only on residential development, and their prohibition in most of the country is an indication of the political clout of homebuilder associations.

Average Fees by State

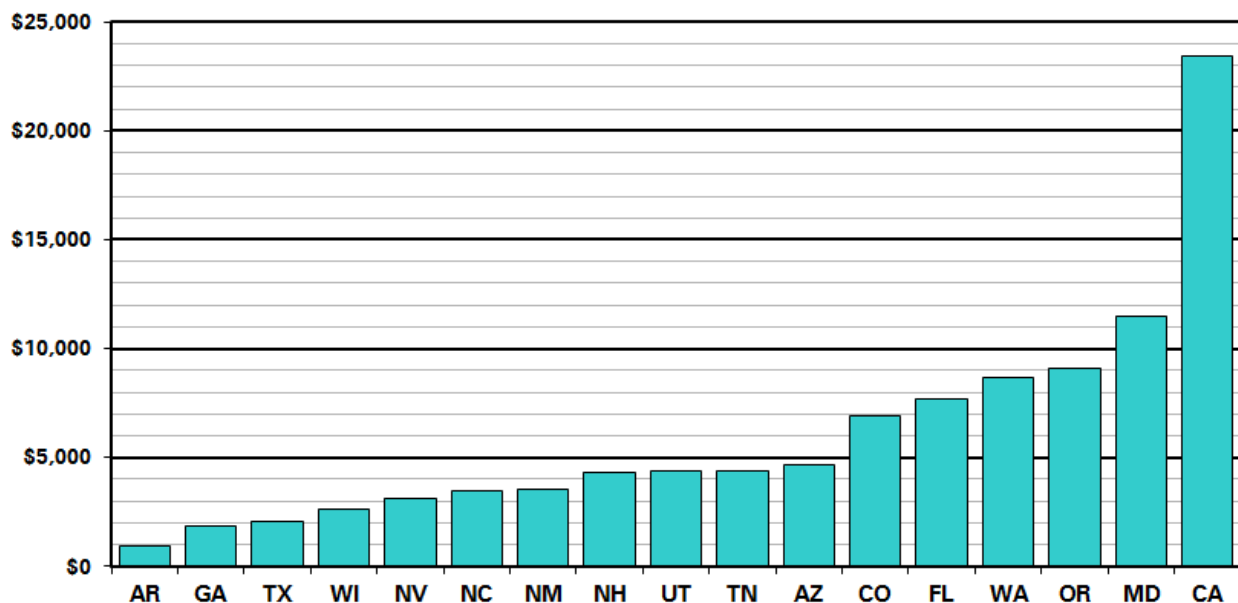
As noted earlier, this survey is opportunistic, so the number of jurisdictions represented in the survey is not proportional to the actual incidence of impact fees. Nevertheless, the survey jurisdictions do provide some indication of the states where impact fees are most common. The 2015 survey includes 270 jurisdictions (plus 10 Florida counties that have suspended all of their fees, and so are excluded from the average fee totals). Not surprisingly, the surveyed jurisdictions are concentrated in the South and West, especially Washington, Oregon, California, Arizona, Colorado and Florida (see Figure 2).

Figure 2: Survey Jurisdictions by State, 2012



Average impact fees vary significantly by state. As illustrated in Figure 3, the average total non-utility fee charged for a single-family detached unit is much higher in California than elsewhere in the country (the chart excludes states with fewer than four jurisdictions represented in the survey).

Figure 3. Average Single-Family Non-Utility Fees by State, 2015



Average Fees by Land Use

Average impact fees by land use and facility type are presented in Table 1 and illustrated in Figure 4. Except in the few states where school fees are charged,³ road, park and utility fees are the primary fees for residential land uses. Other types of fees tend to be small (public safety) or infrequently charged (general government or drainage). For nonresidential land uses, road fees are the dominant components of the total fee.

Figure 4. Average Fees by Land Use, 2015

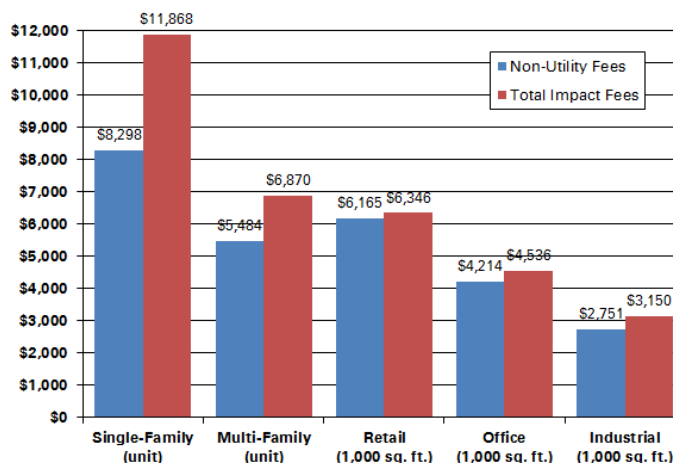


Table 1. Average Fees by Land Use and Facility Type, 2015

Facility Type	Single-Family (Unit)	Multi-Family (Unit)	Retail (1,000 sf)	Office (1,000 sf)	Industrial (1,000 sf)
Roads	\$3,256	\$2,201	\$5,605	\$3,403	\$2,063
Water	\$4,038	\$1,387	\$647	\$606	\$627
Wastewater	\$3,694	\$1,777	\$663	\$640	\$642
Drainage	\$1,397	\$784	\$1,056	\$891	\$1,097
Parks	\$2,812	\$2,099	**	**	**
Library	\$403	\$314	**	**	**
Fire	\$472	\$347	\$388	\$339	\$211
Police	\$365	\$283	\$403	\$259	\$171
General Government	\$1,689	\$1,200	\$745	\$751	\$436
Schools	\$4,769	\$2,562	**	**	**
Total Non-Utility*	\$8,298	\$5,484	\$6,165	\$4,214	\$2,751
Total*	\$11,868	\$6,870	\$6,346	\$4,536	\$3,150

* Average of total fees charged by jurisdictions, not sum of average fees by facility type (non-utility excludes water and wastewater)

** rarely charged to nonresidential land uses, with the exception of school fees in California

Trends, 2008-2015

Outside of California, average impact fees have been declining since 2008, following the housing crash. In an attempt to quantify this trend, a constant sample was compiled from the 2008, 2012 and 2015 surveys, consisting of 256 jurisdictions that that were included in all three surveys and charged some non-utility fees in every year. This is consistent with the methodology used in this survey of not including jurisdictions that don't charge fees in computing average fees charged, but it does tend to understate fee reductions by not factoring in jurisdictions that eliminate or suspend all fees, a trend that has been most prominent in Florida.

³ Florida, Washington and Maryland have extensive and significant school impact fees. California's school fees are widespread, but are capped by State law at a relatively modest level.

National average non-utility fees for a single-family unit, as well as average fees for the seven states with the most impact fees, are shown in Table 2 for 2008, 2012 and 2015, along with the national averages. Arizona, Florida and California account for over half of all the jurisdictions in the survey. In Arizona, legislation passed in 2011 outlawed some types of impact fees, including general government and solid waste, as well as fees for parks over 30 acres, libraries over 10,000 square feet and public safety training facilities after January 1, 2012, resulting in significant fee decreases. In Florida, reductions or suspensions of impact fees have been more frequent than elsewhere following the collapse of the housing market. Some Florida jurisdictions have updated studies and lowered fees to reflect reduced land and construction costs, while others reduced or suspended some or all fees based on policy, in the hopes of stimulating new development. As the housing market has improved in Florida, average fees have stabilized over the last three years. In California, impact fees increases appear to have slowed over the last three years.

Table 2. Average Single-Family Non-Utility Fees, 2008-2015

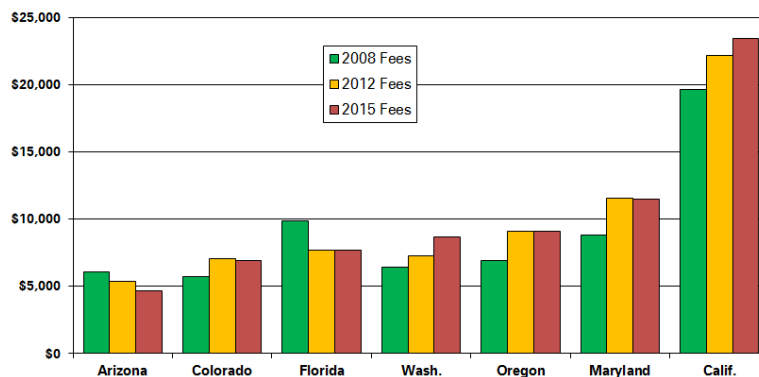
State	2008	2012	2015
Arizona	\$6,053	\$5,383	\$4,673
Colorado	\$5,697	\$7,064	\$6,917
Florida	\$9,832	\$7,662	\$7,660
Washington	\$6,436	\$7,244	\$8,694
Oregon	\$6,929	\$9,104	\$9,104
Maryland	\$8,798	\$11,582	\$11,486
California	\$19,669	\$22,154	\$23,455
National	\$8,235	\$8,233	\$8,298
National w/o CA	\$6,303	\$5,882	\$5,783

Annual Change	2008-12	2012-15	2008-15
Arizona	-2.9%	-4.6%	-3.6%
Colorado	5.5%	-0.7%	2.8%
Florida	-6.0%	0.0%	-3.5%
Washington	3.0%	6.3%	4.4%
Oregon	7.1%	0.0%	4.0%
Maryland	7.1%	-0.3%	3.9%
California	3.0%	1.9%	2.5%
National	0.0%	0.3%	0.1%
National w/o CA	-1.7%	-0.6%	-1.2%

* only about half of jurisdictions were updated for 2015

Source: Duncan Associates' annual surveys, using constant sample of 256 jurisdictions that were included in all surveys and charged some non-utility fees.

Figure 5. Average Single-Family Non-Utility Fees, 2008-2015



Single-Family Unit (3-BR, 2,000 sf, on 10,000 sq. ft. lot at density of 4 UPA and value of \$200,000)																
State	County	Jurisdiction	Updated	Total	Non-Util	Roads	Water	Sewer	Drain	Parks	Library	Fire	Police	GenGov	Schools	Other
AR	Benton	Bentonville	8/31/15	\$3,789	\$1,306		\$1,366	\$1,117		\$791		\$515				
AR	Benton	Lowell	8/31/15	\$1,504	\$504			\$1,000				\$504				
AR	Faulkner	Conway	8/31/15	\$1,698	\$1,698	\$1,039				\$659						
AR	Washington	Fayetteville	8/31/15	\$2,155	\$312		\$971	\$872				\$150	\$162			
AZ	Cochise	Sierra Vista	8/31/15	\$5,609	\$5,609	\$2,608				\$2,102	\$88	\$439	\$372			
AZ	Gila	Sedona	8/31/15	\$13,658	\$6,129	\$1,216		\$7,529	\$581	\$3,627			\$511	\$194		
AZ	Maricopa	Avondale	8/31/15	\$18,307	\$5,383	\$2,945	\$5,251	\$7,673		\$796	\$179	\$607	\$499	\$357		
AZ	Maricopa	Buckeye	8/31/15	\$16,504	\$3,901	\$189	\$6,475	\$6,128		\$1,374	\$240					\$2,098
AZ	Maricopa	Chandler	8/31/15	\$19,958	\$7,636	\$3,901	\$6,518	\$5,804		\$2,875	\$61	\$412	\$277			\$110
AZ	Maricopa	Fountain Hills	8/31/15	\$1,601	\$1,601					\$1,301		\$300				
AZ	Maricopa	Gilbert	9/30/15	\$17,652	\$8,155	\$450	\$5,901	\$3,596		\$4,081				\$1,155		\$2,469
AZ	Maricopa	Glendale	8/31/15	\$9,636	\$4,931	\$2,537	\$2,761	\$1,944		\$909		\$1,146	\$339			
AZ	Maricopa	Goodyear	8/31/15	\$14,004	\$3,296	\$1,441	\$7,388	\$3,320		\$970		\$506	\$379			
AZ	Maricopa	Mesa	8/31/15	\$7,041	\$2,162		\$2,220	\$2,659	\$366	\$1,122		\$272	\$402			
AZ	Maricopa	Peoria	8/31/15	\$11,696	\$5,653	\$3,956	\$4,385	\$1,659		\$777		\$417	\$503			
AZ	Maricopa	Phoenix	8/31/15	\$36,021	\$4,710	\$2,208	\$19,789	\$11,522		\$1,120		\$475	\$500			\$407
AZ	Maricopa	Scottsdale	8/31/15	\$5,407			\$3,365	\$2,042								
AZ	Maricopa	Surprise	8/31/15	\$6,351	\$979	\$299	\$2,107	\$3,265				\$680				
AZ	Maricopa	Tempe	8/31/15	\$2,998			\$1,664	\$1,334								
AZ	Mojave	Bullhead City	8/31/15	\$715			\$715									
AZ	Navajo	Show Low	8/31/15	\$1,849	\$1,849	\$1,112				\$557	\$180					
AZ	Pima	Pima County	8/31/15	\$5,772	\$5,772	\$5,772										
AZ	Pima	Marana	8/31/15	\$16,338	\$6,993	\$4,532	\$4,255	\$5,090		\$2,461						
AZ	Pima	Oro Valley	8/31/15	\$10,705	\$3,156	\$1,990	\$7,549			\$856			\$310			
AZ	Pima	Tucson	8/31/15	\$9,472	\$7,505	\$4,838	\$1,967			\$1,935		\$303	\$379			\$50
AZ	Pinal	Apache Junction	8/31/15	\$9,139	\$9,139	\$6,323				\$1,801	\$721		\$294			
AZ	Pinal	Casa Grande	8/31/15	\$10,642	\$6,352	\$3,465		\$4,290				\$646	\$345	\$481		\$1,415
AZ	Pinal	Eloy	8/31/15	\$3,468	\$779		\$1,522	\$1,167		\$420			\$359			
AZ	Pinal	Florence	8/31/15	\$9,350	\$5,230	\$2,086	\$1,980	\$2,140		\$1,417	\$203	\$917	\$607			
AZ	Pinal	Queen Creek	8/31/15	\$15,890	\$6,794	\$1,263	\$4,014	\$5,082		\$3,681	\$723	\$490	\$167	\$470		
AZ	Yavapai	Yavapai County	8/31/15	\$3,400	\$3,400	\$3,400										
AZ	Yavapai	Chino Valley	8/31/15	\$13,804	\$3,804	\$3,028	\$4,000	\$6,000		\$369	\$113		\$294			
AZ	Yavapai	Prescott	8/31/15	\$16,158	\$2,551	\$469	\$10,334	\$3,273		\$715	\$253	\$525	\$589			
AZ	Yuma	Yuma	8/31/15	\$2,712	\$2,712	\$856				\$1,011		\$339	\$506			
CA	Alameda	Fremont	9/30/15	\$77,194	\$77,194	\$3,879				\$29,093		\$386		\$3,336		\$40,500
CA	Alameda	Hayward	7/29/12	\$35,909	\$20,103	\$1,200	\$8,106	\$7,700		\$11,953					\$6,200	\$750
CA	Alameda	Livermore	9/30/15	\$44,580	\$35,104	\$11,366	\$4,051	\$5,425	\$620	\$14,721				\$1,677	\$6,720	
CA	Alameda	San Leandro	9/30/15	\$29,701	\$25,559	\$1,337		\$4,142		\$16,079					\$6,720	\$1,423
CA	Contra Costa	Orinda	9/30/15	\$22,678	\$22,678	\$6,462			\$2,620	\$13,596						
CA	El Dorado	El Dorado Co	9/30/15	\$28,294	\$28,294	\$22,404									\$5,890	
CA	Fresno	Clovis	9/30/15	\$28,899	\$15,397	\$10,417	\$4,500	\$9,002		\$3,230	\$604	\$672	\$100			\$374
CA	Kern	Bakersfield	9/30/15	\$24,702	\$20,702	\$12,870		\$4,000		\$1,716					\$5,580	\$536
CA	Los Angeles	Lancaster	9/30/15	\$13,881	\$13,881	\$2,841			\$4,659	\$3,534		\$1,751		\$119	\$800	\$177
CA	Los Angeles	Long Beach	9/30/15	\$15,674	\$15,577	\$1,125		\$97		\$4,613		\$496	\$703		\$8,640	
CA	Monterey	Salinas	9/30/15	\$12,423	\$8,015	\$3,110		\$4,408	\$1,404	\$2,409				\$620		\$472
CA	Napa	St. Helena	9/30/15	\$45,840	\$38,460	\$4,100	\$6,440	\$940	\$1,540	\$15,100			\$2,200	\$4,120	\$6,400	\$5,000
CA	Orange	Brea	9/30/15	\$26,810	\$12,876	\$1,974	\$13,934			\$9,818		\$1,029	\$55			
CA	Placer	Rocklin	9/30/15	\$16,116	\$16,116	\$6,578				\$293	\$2,696			\$6,549		
CA	Sacramento	Citrus Heights	9/30/15	\$17,296	\$9,846	\$2,593		\$7,450	\$1,894	\$1,079					\$4,280	
CA	Sacramento	Elk Grove	10/13/15	\$32,821	\$15,432	\$6,033	\$6,189	\$11,200		\$8	\$774	\$1,861	\$469	\$689		\$3,598

Single-Family Unit (3-BR, 2,000 sf, on 10,000 sq. ft. lot at density of 4 UPA and value of \$200,000)																	
State	County	Jurisdiction	Updated	Total	Non-Util	Roads	Water	Sewer	Drain	Parks	Library	Fire	Police	GenGov	Schools	Other	
CA	Sacramento	Sacramento	11/13/15	\$36,389	\$29,891	\$7,013	\$1,382	\$5,116	\$11	\$7,393					\$5,940	\$9,533	
CA	San Bernardino	Highland	11/13/15	\$20,249	\$20,249	\$11,349			\$725	\$3,900	\$961	\$836	\$236	\$2,242			
CA	San Bernardino	Redlands	11/13/15	\$13,880	\$13,880	\$2,488			\$700	\$4,482	\$764	\$996	\$1,806	\$2,644			
CA	San Bernardino	Rialto	11/13/15	\$30,894	\$18,240	\$6,527	\$7,626	\$5,028	\$3,560	\$3,755	\$326	\$953	\$1,295	\$1,824			
CA	San Diego	Carlsbad	11/13/15	\$36,142	\$24,968	\$846	\$8,041	\$3,133	\$807	\$6,208				\$7,000	\$6,300	\$3,807	
CA	San Diego	Escondido	11/13/15	\$30,001	\$13,011	\$3,160	\$9,490	\$7,500	\$1,071	\$4,129				\$4,533		\$118	
CA	San Diego	San Diego	11/16/15	\$43,571	\$32,074	\$2,996	\$7,373	\$4,124		\$3,201	\$933	\$121		\$2,691	\$5,260	\$16,872	
CA	San Joaquin	Lodi	11/16/15	\$6,344	\$4,346	\$289	\$846	\$1,152	\$1,725	\$1,584		\$157	\$307	\$251		\$33	
CA	San Joaquin	Ripon	11/16/15	\$64,894	\$51,139	\$10,006	\$9,724	\$4,031	\$2,576	\$13,842	\$460	\$2,817	\$528	\$4,487	\$6,720	\$9,703	
CA	San Luis Obispo	Paso Robles	11/16/15	\$58,897	\$25,597	\$12,183	\$23,500	\$9,800		\$2,985	\$985	\$1,054	\$77	\$3,053	\$5,260		
CA	San Luis Obispo	San Luis Obispo	11/16/15	\$41,447	\$26,609	\$3,597	\$11,023	\$3,815		\$13,012						\$10,000	
CA	Santa Barbara	Carpinteria	11/16/15	\$34,515	\$34,515	\$5,890			\$2,397	\$19,929				\$1,699	\$4,100	\$500	
CA	Santa Barbara	Santa Maria	11/16/15	\$23,436	\$18,112	\$8,730	\$1,533	\$3,791		\$6,672	\$824	\$822	\$736	\$328			
CA	Santa Clara	Gilroy	11/16/15	\$41,930	\$26,950	\$9,973	\$4,294	\$10,686	\$129					\$16,848			
CA	Santa Clara	Palo Alto	11/16/15	\$33,699	\$21,199	\$3,473	\$5,000	\$7,500		\$14,437	\$1,038		\$996	\$1,255			
CA	Santa Cruz	Santa Cruz Co	11/16/15	\$7,440	\$7,440	\$3,000			\$4,440								
CA	Santa Cruz	Scotts Valley	11/16/15	\$23,808	\$17,671	\$5,454		\$6,137	\$350	\$9,685	\$811		\$957	\$414			
CA	Shasta	Redding	11/16/15	\$31,655	\$18,829	\$5,816	\$5,700	\$7,126	\$907	\$4,067		\$983			\$7,056		
CA	Solano	Vacaville	11/16/15	\$47,572	\$30,282	\$9,182	\$8,025	\$9,265	\$2,141	\$4,195		\$320	\$716	\$711	\$4,100	\$8,917	
CA	Sonoma	Windsor	11/16/15	\$49,045	\$30,093	\$11,713	\$7,900	\$11,052	\$3,433	\$9,868				\$5,079			
CA	Yolo	Davis	11/16/15	\$27,498	\$27,498	\$8,093			\$305	\$5,877			\$992	\$2,389	\$5,940	\$3,902	
CO	Adams	Adams Co	8/31/15	\$1,599	\$1,599	\$1,599											
CO	Adams	Commerce City	8/31/15	\$6,698	\$5,723	\$1,181	\$975		\$521	\$3,402					\$619		
CO	Boulder	Boulder	8/31/15	\$34,789	\$13,509	\$2,227	\$16,807	\$4,473	\$8,240	\$1,145	\$474	\$216	\$304	\$443		\$460	
CO	Eagle	Eagle Co	8/31/15	\$6,931	\$6,931	\$4,378						\$2,553					
CO	Eagle	Basalt	8/31/15	\$7,967	\$2,750	\$750	\$5,217									\$2,000	
CO	El Paso	Colorado Springs	8/31/15	\$17,148	\$5,083		\$10,197	\$1,868	\$1,770	\$1,781					\$1,532		
CO	Fremont	Canon City	8/31/15	\$304	\$304							\$304					
CO	Jefferson	Jefferson Co	8/31/15	\$2,731	\$2,731	\$2,731											
CO	La Plata	Durango	8/31/15	\$10,516	\$3,414	\$2,169	\$5,582	\$1,520		\$300					\$945		
CO	Larimer	Larimer Co	8/31/15	\$5,888	\$5,888	\$3,138				\$1,259					\$1,491		
CO	Larimer	Loveland	8/18/12	\$22,601	\$14,481	\$2,170	\$5,560	\$2,560	\$569	\$6,386	\$1,229	\$736	\$957	\$1,052	\$1,382		
CO	Larimer	Ft. Collins	7/6/14	\$18,249	\$11,239	\$3,396	\$3,920	\$3,090	\$1,954	\$3,313		\$383	\$192	\$455	\$1,546		
CO	Mesa	Mesa Co	8/31/15	\$2,748	\$2,748	\$1,678				\$150					\$920		
CO	Pitkin	Pitkin Co	8/31/15	\$21,674	\$21,674	\$6,883				\$10,900					\$917	\$2,974	
CO	Weld	Weld Co	8/31/15	\$3,443	\$3,443	\$2,377			\$400					\$666			
CO	Weld	Windsor	8/31/15	\$20,106	\$8,343	\$2,115	\$8,063	\$3,700	\$735	\$5,493							
CO	Weld	Greeley	8/31/15	\$23,876	\$7,726	\$3,645	\$11,000	\$5,150	\$342	\$3,098		\$524	\$117				
DE	New Castle	New Castle Co	11/17/15	\$9,321	\$1,157			\$8,164		\$328	\$138	\$517	\$62	\$112			
FL	Alachua	Alachua Co	11/9/14	\$5,776	\$5,776	\$5,372				\$252		\$152					
FL	Brevard	Brevard Co	10/3/15	\$4,834	\$4,834	rd fees susp until 12/31/2016					\$64	\$93			\$4,445	\$232	
FL	Brevard	Cocoa	11/9/14	\$6,530	\$4,780		\$1,750				\$64	\$39			\$4,445	\$232	
FL	Brevard	Melbourne	11/9/14	\$5,570	\$5,570					\$540	\$64	\$39		\$250	\$4,445	\$232	
FL	Brevard	Palm Bay	11/9/14	\$11,658	\$5,776		\$2,460	\$3,422		\$958	\$64	\$39	\$38		\$4,445	\$232	
FL	Brevard	Rockledge	11/9/14	\$4,780	\$4,780						\$64	\$39			\$4,445	\$232	
FL	Broward	Broward Co	11/9/14	\$10,400	\$10,400	\$3,556				\$878					\$5,966		
FL	Broward	Ft. Lauderdale	11/9/14	\$8,341	\$8,341					\$2,375					\$5,966		
FL	Charlotte	Charlotte Co	7/15/15	\$3,482	\$3,482	\$2,389				\$310	\$64	\$226	\$197	\$296			
FL	Citrus	Citrus Co	10/4/15	all fees suspended 2/1/2015-1/13/2017													

Single-Family Unit (3-BR, 2,000 sf, on 10,000 sq. ft. lot at density of 4 UPA and value of \$200,000)																						
State	County	Jurisdiction	Updated	Total	Non-Util	Roads	Water	Sewer	Drain	Parks	Library	Fire	Police	GenGov	Schools	Other						
FL	Clay	Clay Co	11/10/14	\$7,034	\$7,034	road fee adopted 1/1/09, susp. 3/1/09 thru 6/30/14										\$7,034						
FL	Collier	Collier Co	5/11/15	\$24,673	\$19,558	\$7,017	\$2,600	\$2,515		\$3,448	\$349	\$1,076	\$497	\$848	\$5,851	\$472						
FL	Columbia	Columbia Co	9/5/11	suspended fees through Jan. 1, 2010; moratorium extended one year to Jan. 1, 2011; 7/11/11 suspension extended indefinitely																		
FL	Dade	Miami/Dade Co	11/17/15	\$13,888	\$13,888	\$7,513				\$2,978		\$412	\$537		\$2,448							
FL	Dade	Miami	11/10/14	\$18,060	\$18,060	\$7,513				\$6,818		\$704	\$164	\$413	\$2,448							
FL	DeSoto	DeSoto Co	8/4/12	suspended fees effective January 1, 2008 and refunded all fees collected since adoption in 2008																		
FL	Flagler	Flagler Co	11/10/14	\$3,868	\$3,868	road fees indefinitely on 10/3/2015										\$3,600						
FL	Flagler	Palm Coast	11/10/14	\$14,301	\$7,707	\$3,050	\$2,739	\$3,855		\$849		\$208			\$3,600							
FL	Gilchrist	Gilchrist Co	11/10/14	all fees suspended indefinitely effective 1/1/2012																		
FL	Glades	Glades Co	11/22/13	all fees suspended eff 11/24/2008 until 12/1/2010, extended twice to 2/12/2014																		
FL	Hardee	Hardee Co	8/4/12	all fees suspended indefinitely effective 1/1/2009																		
FL	Hendry	Hendry Co	11/22/13	all fees suspended through December 31, 2012, then repealed																		
FL	Hernando	Hernando Co	11/17/15	\$1,312	\$1,312	rd/sch fees susp. until 3/1/16										\$411	\$107	\$235	\$86	\$466	susp.	\$7
FL	Highlands	Highlands Co	11/22/13	all fees suspended for 1 yr eff. 7/1/2009; 4 add'l 1-yr extensions until 7/1/2014, 3-yr ext to 7/1/2017																		
FL	Hillsborough	Hillsborough Co	11/10/14	\$9,428	\$5,878	\$1,475	\$1,650	\$1,900		\$354		\$49			\$4,000							
FL	Hillsborough	Plant City	11/10/14	\$11,787	\$7,877	\$1,856	\$790	\$3,120		\$582	\$538	\$363	\$538		\$4,000							
FL	Hillsborough	Tampa	11/10/14	\$5,581	\$5,581	\$1,581									\$4,000							
FL	Indian River	Indian River Co	3/13/15	\$8,413	\$8,413	\$4,248				\$1,343		\$314	\$436	\$370	\$1,702	susp.						
FL	Lake	Lake Co	4/6/15	\$11,228	\$11,228	\$2,706				\$222	\$191	\$390			\$7,719							
FL	Lake	Eustis	11/10/14	\$4,699	\$1,177		\$854	\$2,668		\$599	\$293	\$147	\$138									
FL	Lee	Lee Co	3/13/15	\$5,878	\$5,878	\$2,906				\$678		\$252			\$2,043							
FL	Lee	Bonita Springs	11/10/14	\$12,121	\$12,121	\$8,719				\$872		\$487			\$2,043							
FL	Lee	Cape Coral	11/10/14	\$12,090	\$7,712	\$3,347	\$1,516	\$2,862		\$1,115		\$610	\$597		\$2,043							
FL	Lee	Ft. Myers	11/10/14	\$9,309	\$5,320	\$2,906	\$2,023	\$1,966				\$371			\$2,043							
FL	Levy	Levy Co	11/10/14	\$2,066	\$2,066	\$1,046				\$150		\$53			\$817							
FL	Manatee	Manatee Co	11/10/14	\$6,249	\$6,249	\$3,946				\$1,427		\$304	\$572									
FL	Marion	Marion Co	11/17/15	all fees suspended until 1/1/2017																		
FL	Martin	Martin Co	11/17/15	\$12,886	\$12,886	\$2,815				\$1,972	\$527	\$599	\$760	\$646	\$5,567							
FL	Monroe	Monroe Co	8/6/12	\$1,534	\$1,534	\$633				\$340	\$242	\$105	\$150			\$64						
FL	Nassau	Nassau Co	3/13/15	\$5,427	\$5,427	\$1,137				\$520		\$121	\$150	\$231	\$3,268							
FL	Okaloosa	Destin	11/17/15	\$2,087	\$2,087	\$1,425				\$479	\$160		\$23									
FL	Orange	Orange Co.	11/22/13	\$10,962	\$10,962	\$2,924				\$972		\$270	\$271		\$6,525							
FL	Orange	Ocoee	8/18/12	\$17,819	\$10,850	\$2,976	\$1,756	\$5,213		\$780		\$318	\$251		\$6,525							
FL	Orange	Orlando	9/30/15	\$11,843	\$9,306	\$2,781				\$2,537					\$6,525							
FL	Orange	Winter Garden	8/18/12	\$14,166	\$11,313	\$3,517	\$1,086	\$1,767		\$671		\$340	\$260		\$6,525							
FL	Osceola	Osceola Co	10/5/15	\$15,861	\$15,861	\$4,585				\$924		\$165			\$10,187							
FL	Palm Beach	Palm Beach Co	9/30/15	\$9,266	\$9,266	\$6,027				\$860	\$201		\$128	\$184	\$1,866							
FL	Palm Beach	Palm Beach Gardens	9/30/15	\$14,543	\$10,252	\$7,654				\$3,737	\$201	\$390	\$511	\$184	\$1,866							
FL	Pasco	Pasco Co	9/30/15	\$17,926	\$13,635	\$8,570	\$1,561	\$2,730		\$175	\$15	\$47			\$4,828							
FL	Pinellas	Pinellas Co	9/30/15	\$2,418	\$2,066	\$2,066	\$352															
FL	Polk	Polk Co	3/13/15	\$4,160	\$4,160	all fees exc school susp 2 yrs until 7/31/2012, ext to 7/31/2015										\$4,160						
FL	Polk	Lakeland	9/30/15	\$5,301	\$5,301	\$1,077						\$16	\$48		\$4,160							
FL	Putnam	Putnam Co	9/7/11	all fees suspended 3/1/2009 to 3/1/2015																		
FL	Santa Rosa	Santa Rosa Co	9/30/15	all fees suspended for 2 yrs eff. 1/1/2008 (extended through 2010, then 2011, then 2012, then 2013)																		
FL	St Johns	St. Johns Co	8/31/15	\$12,740	\$12,740	\$4,636				\$485		\$710	\$86	\$581	\$6,242							
FL	St Lucie	St. Lucie Co	8/31/15	\$13,886	\$13,886	\$4,804				\$1,558	\$220	\$566	\$209	\$341	\$6,188							
FL	Sarasota	Sarasota Co	2/27/15	\$12,035	\$7,284	\$2,887	\$2,720	\$2,031		\$2,348	\$380	\$339	\$195	\$339	susp.	\$796						
FL	Sarasota	North Port	8/18/12	\$1,485	\$1,485	rd fees susp 1/31/12-1/31/14										\$1,485						
FL	Seminole	Seminole Co	11/22/13	\$6,251	\$6,251	\$1,025					\$54	\$172			\$5,000							

Single-Family Unit (3-BR, 2,000 sf, on 10,000 sq. ft. lot at density of 4 UPA and value of \$200,000)																
State	County	Jurisdiction	Updated	Total	Non-Util	Roads	Water	Sewer	Drain	Parks	Library	Fire	Police	GenGov	Schools	Other
FL	Seminole	Altamonte Springs	8/18/12	\$6,747	\$6,747	\$996				\$302	\$91	\$172	\$186		\$5,000	
FL	Seminole	Winter Springs	8/18/12	\$10,823	\$10,823	\$3,167				\$1,200		\$700	\$356	\$400	\$5,000	
FL	Sumter	Sumter Co	8/31/15	\$2,997	\$2,997	\$2,600						\$397				
FL	Volusia	Volusia Co	8/31/15	\$7,093	\$7,093	\$725				\$203		\$100			\$6,065	
FL	Volusia	Daytona Beach	8/31/15	\$9,707	\$7,543		\$931	\$1,233		\$1,478					\$6,065	
FL	Volusia	Deland	8/31/15	\$6,065	\$6,065		all City fees suspended two years from 10/1/2011-9/30/2013									
FL	Volusia	Deltona	8/31/15	\$13,800	\$8,995	\$1,044	\$1,429	\$3,376		\$1,556		\$214	\$116		\$6,065	
FL	Volusia	Ormond Beach	8/31/15	\$10,721	\$6,771	\$90	\$2,000	\$1,950	\$69	\$547					\$6,065	
FL	Volusia	Port Orange	8/31/15	\$11,467	\$8,372	\$902	\$1,555	\$1,540		\$1,275		\$130			\$6,065	
GA	Cherokee	Canton	8/31/15	\$3,293	\$3,293	\$1,760				\$1,054		\$385	\$94			
GA	Cherokee	Cherokee Co	8/31/15	\$1,954	\$1,954	\$590				\$284	\$281	\$539	\$260			
GA	Effingham	Effingham Co	8/18/12	\$4,600			\$2,000	\$2,600								
GA	Forsyth	Forsyth Co	11/17/15	\$1,030	\$1,030					\$686	\$116	\$228				
GA	Fulton	Alpharetta	8/31/15	\$1,940	\$1,940	\$1,131				\$545		\$264				
GA	Fulton	Atlanta	8/31/15	\$1,544	\$1,544	\$987				\$410		\$114	\$33			
GA	Fulton	Roswell	9/30/15	\$2,902	\$2,902	\$1,514				\$501		\$821				\$66
GA	Hall	Hall Co	8/18/12	\$1,242	\$1,242											\$1,242
GA	Henry	Henry Co	8/18/12	\$1,662	\$1,662											\$1,662
GA	Henry	McDonough	8/18/12	\$1,105	\$1,105											\$1,105
HI	Honolulu	Honolulu	8/31/15	\$1,836	\$1,836	\$1,836										
ID	Ada	Boise	9/30/15	\$5,092	\$5,092	\$3,071				\$1,355		\$515	\$151			
ID	Kootenai	Post Falls	9/30/15	\$11,195	\$2,641	\$921	\$2,637	\$5,917		\$1,388			\$332			
IL	DeKalb	DeKalb (city)	8/31/15	\$4,622	\$4,622					\$3,435					\$1,187	
IL	DuPage	DuPage County	9/30/15	\$624	\$624	\$624										
IL	Kane	Kane County	9/30/15	\$1,842	\$1,842	\$1,842										
IN	Hamilton	Fishers	11/17/15	\$5,745	\$3,345	\$2,275		\$2,400		\$1,070						
IN	Hamilton	Noblesville	8/31/15	\$5,068	\$2,353	\$1,053		\$2,715		\$1,300						
KS	Johnson	Lenexa	8/31/15	\$4,149	\$4,149	\$2,553			\$1,060	\$461						\$75
KS	Johnson	Olathe	8/31/15	\$11,292	\$2,902	\$2,382	\$4,030	\$4,360		\$520						
KS	Johnson	Overland Park	8/31/15	\$2,341	\$2,341	\$2,341										
LA	E Baton Rouge	Baton Rouge	9/30/15	\$2,910	\$760	\$760		\$2,150								
LA	St Tammany	St Tammany Parish	8/31/15	\$3,077	\$3,077	\$1,468			\$1,609							
MD	Anne Arundel	Anne Arundel Co	8/31/15	\$26,175	\$12,275	\$4,232	\$6,300	\$7,600				\$282			\$7,761	
MD	Calvert	Calvert Co	8/18/12	\$21,350	\$12,950	\$3,500	\$3,000	\$5,400		\$1,300					\$7,800	\$350
MD	Carroll	Carroll Co	9/30/15	\$533	\$533					\$533						
MD	Charles	Charles Co	9/30/15	\$25,006	\$12,097		\$4,496	\$8,413							\$12,097	
MD	Frederick	Frederick Co	9/30/15	\$26,545	\$14,208		\$5,298	\$7,039			\$730				\$13,478	
MD	Harford	Harford Co	9/30/15	\$6,000	\$6,000										\$6,000	
MD	Howard	Howard Co	9/30/15	\$2,300	\$2,300	\$2,300										
MD	Montgomery	Montgomery Co	9/30/15	\$45,883	\$40,793	\$13,966	\$2,240	\$2,850							\$26,827	
MD	Queen Anne's	Queen Anne's Co	9/30/15	\$9,200	\$9,200					\$820		\$860			\$7,520	
MD	St. Mary's	St. Mary's Co	8/18/12	\$4,500	\$4,500	\$450				\$675					\$3,375	
MO	Clay/Jackson	Kansas City	8/31/15	\$711	\$711	\$711										
MO	Jackson	Lee's Summit	8/31/15	\$1,041	\$1,041	\$1,041										
MT	Gallatin	Bozeman	9/30/15	\$15,003	\$4,384	\$4,088	\$5,627	\$4,992				\$296				

Single-Family Unit (3-BR, 2,000 sf, on 10,000 sq. ft. lot at density of 4 UPA and value of \$200,000)																
State	County	Jurisdiction	Updated	Total	Non-Util	Roads	Water	Sewer	Drain	Parks	Library	Fire	Police	GenGov	Schools	Other
NC	Chatham	Chatham Co.	8/31/15	\$7,548	\$4,048		\$3,500			\$548					\$3,500	
NC	Durham	Durham	8/31/15	\$6,054	\$3,615	\$968	\$1,524	\$915		\$647					\$2,000	
NC	Orange	Orange Co.	8/31/15	\$11,017	\$5,623		\$1,895	\$3,499							\$5,623	
NC	Wake	Cary	8/31/15	\$5,681	\$1,243	\$1,243	\$1,471	\$2,967								
NC	Wake	Raleigh	8/31/15	\$5,634	\$2,963	\$1,706	\$1,679	\$992		\$1,257						
				\$5												
NE	Lancaster	Lincoln	9/30/215	\$4,836	\$2,891	\$2,546	\$1,301	\$644		\$345						
NH	Hillsborough	Manchester	9/30/15	\$2,923	\$2,923							\$190			\$2,733	
NH	Merrimack	Concord	8/31/15	\$5,022	\$5,022	\$2,002				\$960					\$2,060	
NH	Rockingham	Salem	8/31/15	\$5,532	\$5,532					\$1,014		\$498	\$202		\$4,250	
NH	Rockingham	Fremont	9/30/15	\$3,761	\$3,761										\$3,761	
NM	Bernalillo	Albuquerque	8/31/15	\$11,732	\$3,893	\$1,831	\$5,765	\$2,074	\$645	\$1,210			\$207			
NM	Bernalillo	Bernalillo Co	8/31/15	\$4,162	\$4,162	\$1,309			\$1,334	\$1,048		\$353				\$117
NM	Dona Ana	Las Cruces	8/31/15	\$5,959	\$2,939		\$1,855	\$1,165		\$2,300		\$639				
NM	Lincoln	Ruidoso	8/31/15	\$5,895			\$3,839	\$2,056								
NM	Sandoval	Rio Rancho	8/31/15	\$14,347	\$8,785	\$2,691	\$3,264	\$2,298	\$4,465	\$1,258		\$339				\$32
NM	Santa Fe	Santa Fe	8/31/15	\$2,748			\$2,013	\$735	Non-utility residential fees suspended 2 years eff. 1-23-2012							
NM	Santa Fe	Santa Fe County	8/31/15	\$550	\$550							\$550				
NM	Valencia	Los Lunas	8/31/15	\$3,227	\$850		\$898	\$1,479		\$850						
NV	Churchill	Churchill County	9/30/15	\$4,200	\$4,200	\$2,300				\$1,000					\$900	
NV	Clark	Las Vegas	8/31/15	\$3,970	\$1,841	\$995		\$2,129		\$720						\$126
NV	Clark	Mesquite	8/31/15	\$1,237	\$1,237	\$1,111										\$126
NV	Washoe	Reno	9/30/15	\$5,177	\$5,177	\$4,177				\$1,000						
OH	Butler	Middletown	12/13/09	\$500	\$500					\$500						
OH	Delaware	Delaware (city)	8/19/12	\$13,103	\$2,068		\$5,650	\$5,385		\$1,226		\$314	\$162	\$366		
OK	Cleveland	Moore	8/31/15	\$1,347	\$647	\$647		\$700								
OR	Clackamas	Clackamas Co.	8/31/15	\$20,844	\$14,039	\$5,621	\$205	\$6,600		\$6,418					\$2,000	
OR	Clackamas	West Linn	8/31/15	\$32,554	\$18,839	\$6,810	\$8,775	\$4,940	\$1,005	\$10,516						\$508
OR	Deschutes	Bend	8/31/15	\$16,986	\$9,626	\$4,576	\$4,520	\$2,840		\$5,050						
OR	Josephine	Grants Pass	8/31/15	\$8,690	\$3,516	\$1,971	\$2,663	\$2,511	\$422	\$1,123						
OR	Lane	Eugene	8/31/15	\$8,236	\$6,107	\$1,793		\$2,129	\$557	\$3,757						
OR	Lane	Springfield	8/31/15	\$5,744	\$2,207	\$1,187		\$3,537	\$1,020							
OR	Marion	Salem	8/31/15	\$13,193	\$6,193	\$1,954	\$3,500	\$3,500	\$494	\$3,745						
OR	Marion	Silverton	8/31/15	\$19,233	\$9,606	\$3,135	\$4,964	\$4,663	\$2,072	\$4,399						
OR	Multnomah	Portland	8/31/15	\$17,460	\$11,308	\$2,773	\$1,817	\$4,335	\$783	\$7,752						
OR	Washington	Tigard	8/31/15	\$16,284	\$11,537	\$6,665	\$4,747			\$4,872						
OR	Washington	Washington Co	8/31/15	\$11,830	\$7,165	\$6,665		\$4,665	\$500							
PA	Montgomery	Towamencin Twp	8/31/15	\$2,220	\$2,220	\$2,220		\$1,711	\$1,610	\$1,000						\$250
SC	Beaufort	Beaufort Co	8/19/12	\$2,811	\$2,811	\$1,126				\$627	\$553	\$505				
SC	Beaufort	Hilton Head	8/19/12	\$8,562	\$3,122	\$1,942	\$2,400	\$3,040		\$627	\$553					
SC	Berkeley	Mt. Pleasant	8/19/12	\$8,291	\$1,791	\$958	\$2,000	\$4,500		\$358		\$231	\$60			\$184

Single-Family Unit (3-BR, 2,000 sf, on 10,000 sq. ft. lot at density of 4 UPA and value of \$200,000)																
State	County	Jurisdiction	Updated	Total	Non-Util	Roads	Water	Sewer	Drain	Parks	Library	Fire	Police	GenGov	Schools	Other
TN	Rutherford	La Vergne	8/19/12	\$5,045	\$2,695	\$884	\$500	\$1,850		\$311						\$1,500
TN	Rutherford	Smyrna	8/19/12	\$3,201	\$3,201	\$851				\$611		\$239				\$1,500
TN	Sumner	Portland	8/19/12	\$3,065	\$3,065					\$1,228					\$1,400	\$437
TN	Sumner	White House	4/5/14	\$1,525	\$1,525	\$38				\$40		\$19	\$28		\$1,400	
TN	Williamson	Franklin	4/5/14	\$13,640	\$8,007	\$4,227	\$2,089	\$3,544								\$3,780
TN	Williamson	Nolensville	4/5/14	\$7,796	\$7,796	\$3,796										\$4,000
TX	Brazos	College Station	8/31/15	\$3,149	\$2,021		\$770	\$358		\$2,021						
TX	Collin	Allen	8/31/15	\$2,350	\$650	\$650	\$1,200	\$500								
TX	Collin	McKinney	8/31/15	\$5,334	\$3,500	\$3,500	\$1,628	\$206								
TX	Denton	Denton	8/31/15	\$5,430			\$3,700	\$1,730								
TX	Tarrant	Arlington	8/31/15	\$2,813	\$1,953	\$670	\$480	\$380		\$1,283						
TX	Tarrant	Colleyville	8/31/15	\$5,321	\$2,187	\$2,187	\$2,491	\$643								
TX	Tarrant	Ft. Worth	8/31/15	\$3,052		\$2,000	\$867	\$185								
TX	Williamson	Georgetown	8/31/15	\$2,785			\$1,530	\$1,255								
UT	Cache	Logan	8/19/12	\$2,451	\$1,258	\$669	\$258	\$935	\$77			\$118	\$34			\$360
UT	Davis	Layton	8/19/12	\$7,612	\$7,012	\$2,399	\$600		\$2,239	\$1,873		\$501				
UT	Salt Lake	Draper	8/19/12	\$8,841	\$7,428	\$1,749	\$1,413		\$1,161	\$3,990		\$310	\$218			
UT	Salt Lake	Salt Lake City	8/31/15	\$3,833	\$3,833	\$424			\$374	\$2,875		\$119	\$41			
UT	Salt Lake	Sandy City	8/19/12	\$6,213	\$4,684		\$1,529		\$1,133	\$3,315		\$165	\$71			
UT	Salt Lake	West Jordan City	8/19/12	\$12,178	\$5,403	\$1,891	\$3,944	\$2,831	\$1,527	\$1,633		\$247	\$105			
UT	Salt Lake	West Valley City	8/19/12	\$3,216	\$3,216	\$846			\$181	\$2,032		\$91	\$66			
UT	Tooele	Tooele	8/19/12	\$8,310	\$2,475		\$4,320	\$1,515		\$2,125			\$350			
UT	Utah	Payson	9/30/15	\$7,415	\$3,205		\$1,620	\$2,590		\$2,800			\$405			
UT	Utah	Provo	9/30/15	\$6,954	\$4,964	\$986	\$760	\$1,230	\$890	\$3,088						
VA	Loudoun	Leesburg	8/19/12	\$11,975			\$4,683	\$7,292								
VA	Stafford	Stafford Co	8/19/12	\$12,003	\$1,603	\$1,603	\$6,900	\$3,500								
VT	Chittenden	Burlington	9/30/15	\$4,918	\$4,918	\$364				\$1,392	\$862	\$416	\$84		\$1,800	
VT	Chittenden	Williston	9/30/15	\$5,873	\$5,873	\$707				\$1,100					\$4,066	
WA	Clark	Vancouver	11/17/15	\$13,423	\$8,323	\$1,915	\$2,360	\$2,740		\$2,084					\$4,324	
WA	Cowlitz	Woodland	9/30/15	\$14,395	\$6,234	\$838	\$3,241	\$4,920		\$1,116		\$1,530			\$2,750	
WA	King	King Co	11/17/15	\$6,785	\$6,785	\$1,228									\$5,557	
WA	King	Bellevue	11/16/15	\$4,419	\$4,419	\$4,419										
WA	King	Bothell	11/17/15	\$15,686	\$9,281	\$5,481	\$4,310	\$2,095	\$1,900	\$1,900						
WA	King	Issaquah	11/17/15	\$19,959	\$19,959	\$8,669				\$5,660		\$739	\$186	\$145	\$4,560	
WA	King	Kirkland	11/17/15	\$30,539	\$18,022	\$3,942	\$9,411	\$3,106	\$508	\$3,949					\$9,623	
WA	Kitsap	Kitsap Co	11/17/15	\$2,566	\$2,566	\$676				\$639					\$1,251	
WA	Pierce	Pierce Co	11/17/15	\$5,352	\$5,352	\$1,759				\$385					\$3,208	
WA	Skagit	Anacortes	11/17/15	\$16,802	\$4,281	\$900	\$3,693	\$8,828	\$2,766	\$615						
WA	Skagit	Burlington	11/17/15	\$7,676	\$4,546	\$2,682		\$3,130	\$955	\$655		\$254				
WA	Snohomish	Snohomish Co	11/17/15	\$6,274	\$6,274	\$2,192				\$762					\$3,320	
WA	Thurston	Olympia	11/17/15	\$13,479	\$13,479	\$3,167				\$5,334					\$4,978	
WA	Thurston	Tumwater	11/17/15	\$11,611	\$11,611	\$3,273				\$3,727					\$4,611	
WA	Whatcom	Bellingham	9/30/15	\$20,756	\$9,271	\$1,931	\$3,848	\$7,637	\$678	\$4,808					\$1,854	
WV	Jefferson	Jefferson Co	8/31/15	\$13,070	\$13,070					\$752		\$698	\$262		\$11,358	
WI	Dane	Fitchburg	9/30/15	\$5,973	\$4,900		\$1,073			\$4,900						
WI	Jefferson	Oconomowoc	9/30/15	\$6,120	\$1,814	\$103	\$877	\$3,429		\$1,310		\$218	\$183			
WI	Ozaukee	Cedarburg	8/19/12	\$4,761	\$2,559		\$1,640	\$562		\$996	\$729		\$834			
WI	St Croix	Hudson	9/30/15	\$2,839	\$1,297		\$1,177	\$365	\$785		\$512					

Single-Family Unit (3-BR, 2,000 sf, on 10,000 sq. ft. lot at density of 4 UPA and value of \$200,000)																
Summary			Total	Non-Util	Roads	Water	Sewer	Drain	Parks	Library	Fire	Police	GenGov	Schools	Other	
	National Average		\$11,868	\$8,298	\$3,256	\$4,038	\$3,694	\$1,397	\$2,812	\$403	\$472	\$365	\$1,689	\$4,769	\$2,645	
	Sample Size		271	260	209	133	140	62	195	54	119	93	51	106	56	
	National Avg w/o CA		\$8,719	\$5,783	\$2,608	\$3,414	\$3,189	\$1,238	\$1,736	\$309	\$397	\$283	\$429	\$4,587	\$862	
	Sample Size w/o CA		234	223	172	112	114	39	161	43	103	77	27	88	37	
									\$44							
State Average Fees (sample size)																
AR		4	\$2,287	\$955	\$1,039	\$1,169	\$996	n/a	\$725	n/a	\$390	\$162	n/a	n/a	n/a	
AZ		30	\$10,529	\$4,673	\$2,537	\$4,960	\$4,276	\$474	\$1,577	\$276	\$530	\$402	\$531	n/a	\$1,092	
CA		37	\$31,787	\$23,455	\$6,272	\$7,366	\$5,908	\$1,666	\$7,908	\$771	\$953	\$761	\$3,107	\$5,661	\$6,117	
CO		17	\$12,192	\$6,917	\$2,696	\$7,480	\$3,194	\$1,816	\$3,384	\$852	\$786	\$393	\$654	\$1,169	\$1,811	
DE		1	\$9,321	\$1,157	n/a	n/a	\$8,164	n/a	\$328	\$138	\$517	\$62	\$112	n/a	n/a	
FL		57	\$9,042	\$7,660	\$3,307	\$1,654	\$2,629	\$69	\$1,145	\$197	\$288	\$275	\$380	\$4,682	\$278	
GA		10	\$2,127	\$1,852	\$1,196	\$2,000	\$2,600	n/a	\$580	\$199	\$392	\$129	n/a	n/a	\$1,019	
HI		1	\$1,836	\$1,836	\$1,836	n/a	n/a	n/a	n/a	n/a	n/a	n/a	n/a	n/a	n/a	
ID		2	\$8,144	\$3,867	\$1,996	\$2,637	\$5,917	n/a	\$1,372	n/a	\$515	\$242	n/a	n/a	n/a	
IL		3	\$2,363	\$2,363	\$1,233	n/a	n/a	n/a	\$3,435	n/a	n/a	n/a	n/a	\$1,187	n/a	
IN		2	\$5,406	\$2,849	\$1,664	n/a	\$2,558	n/a	\$1,185	n/a	n/a	n/a	n/a	n/a	n/a	
KS		3	\$5,927	\$3,131	\$2,425	\$4,030	\$4,360	\$1,060	\$491	n/a	n/a	n/a	n/a	n/a	\$75	
LA		2	\$2,994	\$1,919	\$1,114	n/a	\$2,150	\$1,609	n/a	n/a	n/a	n/a	n/a	n/a	n/a	
MD		10	\$16,749	\$11,486	\$4,890	\$4,267	\$6,260	n/a	\$832	\$730	\$860	\$282	n/a	\$10,607	\$350	
MO		2	\$876	\$876	\$876	n/a	n/a	n/a	n/a	n/a	n/a	n/a	n/a	n/a	n/a	
MT		1	\$15,003	\$4,384	\$4,088	\$5,627	\$4,992	n/a	n/a	n/a	\$296	n/a	n/a	n/a	n/a	
NC		5	\$7,187	\$3,498	\$1,306	\$2,014	\$2,093	n/a	\$817	n/a	n/a	n/a	n/a	\$3,708	n/a	
NE		1	\$4,836	\$2,891	\$2,546	\$1,301	\$644	n/a	\$345	n/a	n/a	n/a	n/a	n/a	n/a	
NH		4	\$4,310	\$4,310	\$2,002	n/a	n/a	n/a	\$987	n/a	\$344	\$202	n/a	\$3,201	n/a	
NM		8	\$6,077	\$3,530	\$1,944	\$2,939	\$1,635	\$2,148	\$1,333	n/a	\$470	\$207	n/a	n/a	\$75	
NV		4	\$3,646	\$3,114	\$2,146	n/a	\$2,129	n/a	\$907	n/a	n/a	n/a	n/a	\$900	\$126	
OH		2	\$6,802	\$1,284	n/a	\$5,650	\$5,385	n/a	\$863	n/a	\$314	\$162	\$366	n/a	n/a	
OK		1	\$1,347	\$647	\$647	n/a	\$700	n/a	n/a	n/a	n/a	n/a	n/a	n/a	n/a	
OR		11	\$15,550	\$9,104	\$3,923	\$3,899	\$3,972	\$857	\$5,292	n/a	n/a	n/a	n/a	\$2,000	\$508	
PA		1	\$2,220	\$2,220	\$2,220	n/a	\$1,711	\$1,610	\$1,000	n/a	n/a	n/a	n/a	n/a	\$250	
SC		3	\$6,555	\$2,575	\$1,342	\$2,200	\$3,770	n/a	\$537	\$553	\$368	\$60	n/a	n/a	\$184	
TN		6	\$5,712	\$4,381	\$1,959	\$1,295	\$2,697	n/a	\$547	n/a	\$129	\$28	n/a	\$1,400	\$2,243	
TX		8	\$3,779	\$2,062	\$1,801	\$1,583	\$657	n/a	\$1,652	n/a	n/a	n/a	n/a	n/a	n/a	
UT		10	\$6,702	\$4,348	\$1,281	\$1,806	\$1,820	\$948	\$2,637	n/a	\$222	\$161	n/a	n/a	\$360	
VA		2	\$11,989	\$1,603	\$1,603	\$5,792	\$5,396	n/a	n/a	n/a	n/a	n/a	n/a	n/a	n/a	
VT		2	\$5,396	\$5,396	\$536	n/a	n/a	n/a	\$1,246	\$862	\$416	\$84	n/a	\$2,933	n/a	
WA		15	\$12,648	\$8,694	\$2,871	\$4,477	\$4,637	\$1,361	\$2,433	n/a	\$841	\$186	\$145	\$4,185	n/a	
WV		1	\$13,070	\$13,070	n/a	n/a	n/a	n/a	\$752	n/a	\$698	\$262	n/a	\$11,358	n/a	
WI		4	\$4,923	\$2,643	\$103	\$1,192	\$1,452	\$785	\$2,402	\$621	\$218	\$509	n/a	n/a	n/a	

Multi-Family Unit (2 bedroom, 1,000 sq. ft. unit, density of 12 UPA; \$100,000 value; 7-2" meters (2 for irrigation) for 240 unit complex															
State	County	Jurisdiction	Total	Non-Util	Roads	Water	Sewer	Drain	Parks	Library	Fire	Police	GenGov	Schools	Other
AR	Benton	Bentonville	\$1,122	\$938		\$116	\$68		\$568		\$370				
AR	Benton	Lowell	\$1,173	\$373			\$800				\$373				
AR	Faulkner	Conway	\$1,218	\$1,218	\$771				\$447						
AR	Washington	Fayetteville	\$1,623	\$312		\$691	\$620				\$150	\$162			
AZ	Cochise	Sierra Vista	\$3,945	\$3,945	\$1,812				\$1,493	\$63	\$312	\$265			
AZ	Gila	Sedona	\$6,302	\$6,302	\$954		\$1,255	\$218	\$3,236		\$466	\$173			
AZ	Maricopa	Avondale	\$12,970	\$4,072	\$2,058	\$1,225	\$7,673		\$658	\$148	\$501	\$412	\$295		
AZ	Maricopa	Buckeye	\$3,444	\$3,077	\$176	\$189	\$179		\$1,074	\$188					\$1,639
AZ	Maricopa	Chandler	\$10,369	\$5,074	\$2,419	\$2,544	\$2,751		\$2,056	\$58	\$263	\$125	\$74		\$79
AZ	Maricopa	Fountain Hills	\$1,601	\$1,601					\$1,301		\$300				
AZ	Maricopa	Gilbert	\$6,908	\$5,592	\$296	\$917	\$399		\$2,805				\$794		\$1,697
AZ	Maricopa	Glendale	\$3,420	\$2,776	\$1,414	\$429	\$215		\$517		\$652	\$193			
AZ	Maricopa	Goodyear	\$3,967	\$2,501	\$1,006	\$1,098	\$368		\$808		\$393	\$294			
AZ	Maricopa	Mesa	\$4,396	\$1,615		\$1,265	\$1,516	\$195	\$802		\$230	\$388			
AZ	Maricopa	Peoria	\$4,276	\$3,453	\$2,448	\$648	\$175		\$458		\$248	\$299			
AZ	Maricopa	Phoenix	\$10,158	\$3,031	\$1,546	\$4,566	\$2,562		\$728		\$309	\$325			\$123
AZ	Maricopa	Scottsdale	\$1,126			\$785	\$340								
AZ	Maricopa	Surprise	\$1,399	\$708	\$209	\$328	\$363				\$499				
AZ	Maricopa	Tempe	\$611			\$388	\$222								
AZ	Mojave	Bullhead City	\$591			\$591									
AZ	Navajo	Show Low	\$1,458	\$1,458	\$874				\$441	\$143					
AZ	Pima	Pima County	\$4,329	\$4,329	\$4,329										
AZ	Pima	Marana	\$6,834	\$5,326	\$3,677	\$801	\$707		\$1,649						
AZ	Pima	Oro Valley	\$5,665	\$2,045	\$1,231	\$3,620			\$599			\$215			
AZ	Pima	Tucson	\$4,378	\$4,025	\$2,580	\$353			\$1,032		\$183	\$230			
AZ	Pinal	Apache Junction	\$6,871	\$6,871	\$4,440				\$1,555	\$622		\$254			
AZ	Pinal	Casa Grande	\$4,785	\$4,313	\$2,384		\$472				\$435	\$234	\$315		\$945
AZ	Pinal	Eloy	\$927	\$565		\$234	\$128		\$305			\$260			
AZ	Pinal	Florence	\$4,799	\$3,860	\$1,313	\$462	\$477		\$1,148	\$164	\$743	\$492			
AZ	Pinal	Queen Creek	\$6,131	\$4,954	\$882	\$617	\$560		\$2,710	\$532	\$361	\$123	\$346		
AZ	Yavapai	Yavapai County	\$3,400	\$3,400	\$3,400										
AZ	Yavapai	Chino Valley	\$3,312	\$2,396	\$1,620	\$134	\$782		\$369	\$113		\$294			
AZ	Yavapai	Prescott	\$4,703	\$2,551	\$469	\$1,606	\$546		\$715	\$253	\$525	\$589			
AZ	Yuma	Yuma	\$2,053	\$2,053	\$590				\$797		\$267	\$399			
CA	Alameda	Fremont	\$44,617	\$44,617	\$3,009				\$21,329		\$283		\$2,446		\$17,550
CA	Alameda	Hayward	\$21,479	\$13,113	\$960	\$1,513	\$6,853		\$9,653					\$2,050	\$450
CA	Alameda	Livermore	\$39,019	\$34,411	\$7,708	\$945	\$3,663	\$560	\$10,225			\$1,298	\$2,970	\$11,650	
CA	Alameda	San Leandro	\$22,184	\$18,751	\$1,337		\$3,433		\$14,054					\$3,360	
CA	Contra Costa	Orinda	\$14,828	\$14,828	\$4,031			\$1,310	\$9,487						
CA	El Dorado	El Dorado Co	\$17,528	\$17,528	\$14,583									\$2,945	
CA	Fresno	Clovis	\$18,117	\$8,875	\$4,167	\$1,050	\$8,192		\$3,230	\$494	\$672	\$100			\$212
CA	Kern	Bakersfield	\$13,443	\$10,898	\$6,213		\$2,545		\$1,716					\$2,790	\$179
CA	Los Angeles	Lancaster	\$12,162	\$12,162	\$2,648			\$4,659	\$3,284		\$876		\$119	\$400	\$177
CA	Los Angeles	Long Beach	\$10,020	\$9,923	\$1,125		\$97		\$3,563		\$378	\$537		\$4,320	
CA	Monterey	Salinas	\$8,818	\$4,846	\$2,068		\$3,972	\$936	\$1,606						\$236
CA	Napa	St. Helena	\$28,240	\$24,930	\$2,490	\$2,610	\$700	\$730	\$12,850		\$1,100	\$2,060	\$3,200	\$2,500	
CA	Orange	Brea	\$11,086	\$7,835	\$1,453	\$3,251			\$5,611		\$731	\$40			
CA	Placer	Rocklin	\$10,443	\$10,443	\$4,100			\$116	\$2,368				\$3,859		
CA	Sacramento	Citrus Heights	\$6,171	\$4,929	\$2,124		\$1,242		\$665					\$2,140	
CA	Sacramento	Elk Grove	\$19,760	\$13,400	\$5,680	\$3,868	\$2,492		\$3,063	\$511	\$1,225	\$309	\$453		\$2,159

Multi-Family Unit (2 bedroom, 1,000 sq. ft. unit, density of 12 UPA; \$100,000 value; 7-2" meters (2 for irrigation) for 240 unit complex															
State	County	Jurisdiction	Total	Non-Util	Roads	Water	Sewer	Drain	Parks	Library	Fire	Police	GenGov	Schools	Other
CA	Sacramento	Sacramento	\$19,767	\$16,413	\$5,895	\$291	\$3,063	\$11	\$4,359					\$2,970	\$3,178
CA	San Bernardino	Highland	\$15,406	\$15,406	\$7,577			\$310	\$3,753	\$925	\$272	\$373	\$2,196		
CA	San Bernardino	Redlands	\$9,608	\$9,608	\$1,747			\$343	\$3,151	\$538	\$700	\$1,270	\$1,859		
CA	San Bernardino	Rialto	\$19,419	\$13,943	\$5,483	\$1,166	\$4,310	\$1,208	\$3,106	\$307	\$899	\$1,221	\$1,719		
CA	San Diego	Carlsbad	\$17,896	\$15,952	\$634	\$1,422	\$522	\$490	\$5,025				\$3,500	\$3,150	\$3,154
CA	San Diego	Escondido	\$15,038	\$6,071	\$2,820	\$1,467	\$7,500	\$363	\$1,098				\$1,582		\$208
CA	San Diego	San Diego	\$31,753	\$23,926	\$2,996	\$3,703	\$4,124		\$3,201	\$933	\$121		\$2,153	\$2,630	\$11,892
CA	San Joaquin	Lodi	\$3,041	\$2,654	\$157	\$196	\$191	\$862	\$1,111		\$110	\$215	\$176		\$23
CA	San Joaquin	Ripon	\$38,035	\$29,033	\$5,206	\$6,483	\$2,519	\$588	\$8,651	\$287	\$1,878	\$331	\$3,243	\$3,360	\$5,489
CA	San Luis Obispo	Paso Robles	\$31,647	\$19,194	\$8,396	\$3,653	\$8,800		\$2,985	\$985	\$1,054	\$91	\$3,053	\$2,630	
CA	San Luis Obispo	San Luis Obispo	\$28,153	\$17,767	\$3,192	\$7,716	\$2,670		\$9,575						\$5,000
CA	Santa Barbara	Carpinteria	\$23,626	\$23,626	\$3,869			\$852	\$15,070				\$1,285	\$2,050	\$500
CA	Santa Barbara	Santa Maria	\$16,200	\$11,249	\$4,511	\$1,533	\$3,418		\$5,379	\$412	\$411	\$368	\$168		
CA	Santa Clara	Gilroy	\$29,852	\$22,333	\$8,084	\$1,737	\$5,782	\$74					\$14,175		
CA	Santa Clara	Palo Alto	\$16,052	\$14,014	\$2,132	\$788	\$1,250		\$9,461	\$620		\$797	\$1,004		
CA	Santa Cruz	Santa Cruz Co	\$4,320	\$4,320	\$2,100			\$2,220							
CA	Santa Cruz	Scotts Valley	\$14,767	\$10,327	\$3,236		\$4,440	\$175	\$4,841	\$704		\$957	\$414		
CA	Shasta	Redding	\$9,799	\$7,281	\$2,875	\$1,330	\$1,188	\$445	\$3,171		\$790				
CA	Solano	Vacaville	\$32,610	\$22,062	\$5,692	\$3,136	\$7,412	\$1,826	\$2,885		\$110	\$625	\$439	\$2,050	\$8,435
CA	Sonoma	Windsor	\$30,793	\$20,944	\$7,189	\$1,228	\$8,621	\$3,433	\$6,814				\$3,508		
CA	Yolo	Davis	\$17,933	\$17,933	\$4,942			\$85	\$4,486			\$757	\$1,823	\$2,970	\$2,870
CO	Adams	Adams Co	\$983	\$983	\$983										
CO	Adams	Commerce City	\$2,172	\$2,172	\$726			\$174	\$1,134					\$138	
CO	Boulder	Boulder	\$19,870	\$8,090	\$1,650	\$9,224	\$2,556	\$4,120	\$796	\$390	\$291	\$251	\$362		\$230
CO	Eagle	Eagle Co	\$4,174	\$4,174	\$3,034						\$1,140				
CO	Eagle	Basalt	\$3,910	\$1,750	\$750	\$2,160									\$1,000
CO	El Paso	Colorado Springs	\$8,730	\$2,222		\$5,295	\$1,213	\$590	\$1,264					\$368	
CO	Fremont	Canon City	\$304	\$304							\$304				
CO	Jefferson	Jefferson Co	\$2,272	\$2,272	\$2,272										
CO	La Plata	Durango	\$8,995	\$1,893	\$1,298	\$5,582	\$1,520		\$300					\$295	
CO	Larimer	Larimer Co	\$4,513	\$4,513	\$2,203				\$819					\$1,491	
CO	Larimer	Loveland	\$17,381	\$12,261	\$1,508	\$3,370	\$1,750	\$250	\$5,898	\$1,132	\$678	\$881	\$968	\$946	\$0
CO	Larimer	Ft. Collins	\$11,603	\$7,685	\$2,360	\$1,448	\$2,470	\$651	\$2,878		\$333	\$167	\$395	\$901	
CO	Mesa	Mesa Co	\$2,259	\$2,259	\$1,189				\$150					\$920	
CO	Pitkin	Pitkin Co	\$12,456	\$12,456	\$5,025				\$5,450					\$340	\$1,641
CO	Weld	Weld Co	\$2,251	\$2,251	\$1,557			\$200					\$494		
CO	Weld	Windsor	\$9,162	\$7,443	\$1,483	\$1,234	\$485	\$467	\$5,493						
CO	Weld	Greeley	\$5,618	\$5,404	\$2,353	\$160	\$54	\$246	\$2,324		\$393	\$88			
DE	New Castle	New Castle Co	\$6,025	\$762			\$5,263		\$225	\$95	\$322	\$43	\$77		
FL	Alachua	Alachua Co	\$2,888	\$2,888	\$2,686				\$126		\$76				
FL	Brevard	Brevard Co	\$3,096	\$3,096					\$38	\$81				\$2,794	\$183
FL	Brevard	Cocoa	\$4,449	\$3,049		\$1,400			\$38	\$34				\$2,794	\$183
FL	Brevard	Melbourne	\$3,722	\$3,722					\$450	\$38	\$34		\$223	\$2,794	\$183
FL	Brevard	Palm Bay	\$3,601	\$3,601					\$524	\$38	\$34	\$28		\$2,794	\$183
FL	Brevard	Rockledge	\$3,049	\$3,049					\$38	\$34				\$2,794	\$183
FL	Broward	Broward Co	\$6,286	\$6,286	\$2,471				\$628					\$3,187	
FL	Broward	Ft. Lauderdale	\$5,062	\$5,062					\$1,875					\$3,187	
FL	Charlotte	Charlotte Co	\$2,123	\$2,123	\$1,545				\$164	\$34	\$120	\$104	\$156		
FL	Citrus	Citrus Co													

Multi-Family Unit (2 bedroom, 1,000 sq. ft. unit, density of 12 UPA; \$100,000 value; 7-2" meters (2 for irrigation) for 240 unit complex																
State	County	Jurisdiction	Total	Non-Util	Roads	Water	Sewer	Drain	Parks	Library	Fire	Police	GenGov	Schools	Other	
FL	Clay	Clay Co	\$3,236	\$3,236										\$3,236		
FL	Collier	Collier Co	\$15,318	\$10,203	\$5,224	\$2,600	\$2,515		\$1,685	\$160	\$580	\$242	\$388	\$1,672	\$252	
FL	Columbia	Columbia Co														
FL	Dade	Miami/Dade Co	\$9,564	\$9,564	\$5,275				\$1,810		\$412	\$537		\$1,530		
FL	Dade	Miami	\$11,507	\$11,507	\$5,275				\$3,959		\$409	\$95	\$239	\$1,530		
FL	DeSoto	DeSoto Co														
FL	Flagler	Flagler Co	\$1,199	\$1,199					\$268					\$931		
FL	Flagler	Palm Coast	\$6,219	\$4,937	\$2,949	\$639	\$643		\$849		\$208			\$931		
FL	Gilchrist	Gilchrist Co														
FL	Glades	Glades Co														
FL	Hardee	Hardee Co														
FL	Hendry	Hendry Co														
FL	Hernando	Hernando Co	\$991	\$991					\$311	\$81	\$177	\$65	\$352		\$5	
FL	Highlands	Highlands Co														
FL	Hillsborough	Hillsborough Co	\$6,249	\$4,094	\$1,022	\$825	\$1,330		\$230		\$49			\$2,793		
FL	Hillsborough	Plant City	\$8,202	\$5,834	\$1,290	\$184	\$2,184		\$503	\$486	\$308	\$454		\$2,793		
FL	Hillsborough	Tampa	\$3,608	\$3,608	\$815									\$2,793		
FL	Indian River	Indian River Co	\$4,816	\$4,816	\$2,742				\$767		\$181	\$249	\$209	\$668		
FL	Lake	Lake Co	\$6,437	\$6,437	\$1,240				\$171	\$146	\$244			\$4,636		
FL	Lake	Eustis	\$3,764	\$842		\$708	\$2,214		\$428	\$210	\$105	\$99				
FL	Lee	Lee Co	\$3,343	\$3,343	\$2,033				\$504		\$189			\$617		
FL	Lee	Bonita Springs	\$7,686	\$7,686	\$6,116				\$588		\$365			\$617		
FL	Lee	Cape Coral	\$8,362	\$5,286	\$2,347	\$1,046	\$2,030		\$1,115		\$610	\$597		\$617		
FL	Lee	Ft. Myers	\$6,347	\$2,928	\$2,033	\$1,734	\$1,685				\$278			\$617		
FL	Levy	Levy Co	\$1,327	\$1,327	\$734				\$124		\$53			\$416		
FL	Manatee	Manatee Co	\$2,830	\$2,830	\$1,627				\$702		\$181	\$320				
FL	Marion	Marion Co														
FL	Martin	Martin Co	\$10,638	\$10,638	\$2,293				\$1,377	\$495	\$286	\$363	\$469	\$5,355		
FL	Monroe	Monroe Co	\$1,331	\$1,331	\$430				\$340	\$242	\$105	\$150			\$64	
FL	Nassau	Nassau Co	\$4,936	\$4,936	\$814				\$398		\$110	\$136	\$210	\$3,268		
FL	Okaloosa	Destin	\$1,479	\$1,479	\$1,016				\$335	\$112		\$16				
FL	Orange	Orange Co.	\$7,032	\$7,032	\$1,893				\$702		\$197	\$319		\$3,921		
FL	Orange	Ocoee	\$13,137	\$7,332	\$2,062	\$1,463	\$4,342		\$780		\$318	\$251		\$3,921		
FL	Orange	Orlando	\$7,802	\$5,874	\$1,953		\$1,928							\$3,921		
FL	Orange	Winter Garden	\$7,537	\$6,989	\$2,470	\$253	\$295		\$598					\$3,921		
FL	Osceola	Osceola Co	\$10,135	\$10,135	\$3,203				\$679		\$165			\$6,088		
FL	Palm Beach	Palm Beach Co	\$6,688	\$6,688	\$4,008				\$734	\$154		\$58	\$141	\$1,593		
FL	Palm Beach	Palm Beach Gardens	\$10,678	\$10,678	\$5,243				\$2,858	\$154	\$298	\$391	\$141	\$1,593		
FL	Pasco	Pasco Co	\$9,994	\$7,880	\$5,845	\$769	\$1,345		\$123	\$10	\$47			\$1,855		
FL	Pinellas	Pinellas Co	\$1,596	\$1,420	\$1,420	\$176										
FL	Polk	Polk Co	\$1,571	\$1,571										\$1,571		
FL	Polk	Lakeland	\$6,663	\$6,663	\$2,261				\$2,123		\$263	\$445		\$1,571		
FL	Putnam	Putnam Co														
FL	Santa Rosa	Santa Rosa Co														
FL	St Johns	St. Johns Co	\$8,921	\$8,921	\$3,748				\$392		\$574	\$69	\$470	\$3,668		
FL	St Lucie	St. Lucie Co	\$8,809	\$8,809	\$3,503				\$1,390	\$143	\$115	\$187	\$306	\$3,165		
FL	Sarasota	Sarasota Co	\$8,895	\$5,569	\$2,209	\$1,904	\$1,422		\$1,794	\$291	\$259	\$149	\$259		\$608	
FL	Sarasota	North Port	\$942	\$942					\$329	\$291	\$122	\$115	\$85			
FL	Seminole	Seminole Co	\$3,011	\$3,011	\$685					\$54	\$172			\$2,100		

Multi-Family Unit (2 bedroom, 1,000 sq. ft. unit, density of 12 UPA; \$100,000 value; 7-2" meters (2 for irrigation) for 240 unit complex															
State	County	Jurisdiction	Total	Non-Util	Roads	Water	Sewer	Drain	Parks	Library	Fire	Police	GenGov	Schools	Other
FL	Seminole	Altamonte Springs	\$3,482	\$3,482	\$692				\$259	\$91	\$172	\$168		\$2,100	
FL	Seminole	Winter Springs	\$6,979	\$6,979	\$2,224				\$1,200		\$700	\$356	\$400	\$2,100	
FL	Sumter	Sumter Co	\$2,176	\$2,176	\$1,779						\$397				
FL	Volusia	Volusia Co	\$7,093	\$7,093	\$725				\$203		\$100			\$6,065	
FL	Volusia	Daytona Beach	\$9,232	\$7,068		\$931	\$1,233		\$1,003					\$6,065	
FL	Volusia	Deland	\$6,065	\$6,065										\$6,065	
FL	Volusia	Deltona	\$11,701	\$7,857	\$774	\$1,143	\$2,701		\$839		\$116	\$63		\$6,065	
FL	Volusia	Ormond Beach	\$8,213	\$7,317	\$815	\$333	\$563	\$21	\$416					\$6,065	
FL	Volusia	Port Orange	\$11,780	\$8,685	\$1,390	\$1,555	\$1,540		\$1,100		\$130			\$6,065	
GA	Cherokee	Canton	\$1,673	\$1,673	\$906				\$527		\$193	\$47			
GA	Cherokee	Cherokee Co	\$1,777	\$1,777	\$413				\$284	\$281	\$539	\$260			
GA	Effingham	Effingham Co	\$3,038			\$1,322	\$1,716								
GA	Forsyth	Forsyth Co	\$515	\$515					\$343	\$58	\$114				
GA	Fulton	Alpharetta	\$1,722	\$1,722	\$1,123				\$396		\$203				
GA	Fulton	Atlanta	\$857	\$857	\$470				\$285		\$79	\$23			
GA	Fulton	Roswell	\$1,844	\$1,844	\$964				\$318		\$521				\$41
GA	Hall	Hall Co	\$1,242	\$1,242											\$1,242
GA	Henry	Henry Co	\$1,662	\$1,662											\$1,662
GA	Henry	McDonough	\$1,105	\$1,105											\$1,105
HI	Honolulu	Honolulu	\$1,245	\$1,245	\$1,245										
ID	Ada	Boise	\$3,769	\$3,769	\$1,904				\$1,199		\$515	\$151			
ID	Kootenai	Post Falls	\$7,428	\$2,348	\$779	\$421	\$4,659		\$1,266			\$303			
IL	DeKalb	DeKalb (city)	\$2,108	\$2,108					\$1,907					\$201	
IL	DuPage	DuPage County	\$564	\$564	\$564										
IL	Kane	Kane County	\$1,131	\$1,131	\$1,131										
IN	Hamilton	Fishers	\$4,269	\$2,589	\$1,572		\$1,680		\$1,017						
IN	Hamilton	Noblesville	\$4,558	\$1,843	\$739		\$2,715		\$1,104						
KS	Johnson	Lenexa	\$2,355	\$2,355	\$1,048			\$771	\$461						\$75
KS	Johnson	Olathe	\$6,929	\$1,344	\$824	\$2,685	\$2,900		\$520						
KS	Johnson	Overland Park	\$780	\$780	\$780										
LA	E Baton Rouge	Baton Rouge	\$1,845	\$660	\$660		\$1,185								
LA	St Tammany	St Tammany Parish	\$1,487	\$1,487	\$902			\$585							
MD	Anne Arundel	Anne Arundel Co	\$12,689	\$9,446	\$3,305	\$1,470	\$1,773					\$222		\$5,919	
MD	Calvert	Calvert Co	\$9,710	\$7,750	\$3,500	\$700	\$1,260		\$1,300					\$2,600	\$350
MD	Carroll	Carroll Co	\$530	\$530					\$530						
MD	Charles	Charles Co	\$11,181	\$8,730		\$1,049	\$1,402							\$8,730	
MD	Frederick	Frederick Co	\$8,840	\$5,961		\$1,236	\$1,642			\$366				\$5,595	
MD	Harford	Harford Co	\$1,200	\$1,200										\$1,200	
MD	Howard	Howard Co	\$1,150	\$1,150	\$1,150										
MD	Montgomery	Montgomery Co	\$23,687	\$21,651	\$8,886	\$896	\$1,140							\$12,765	
MD	Queen Anne's	Queen Anne's Co	\$4,600	\$4,600					\$410		\$430			\$3,760	
MD	St. Mary's	St. Mary's Co	\$4,500	\$4,500	\$450				\$675					\$3,375	
MO	Clay/Jackson	Kansas City	\$435	\$435	\$435										
MO	Jackson	Lee's Summit	\$639	\$639	\$639										
MT	Gallatin	Bozeman	\$3,818	\$2,944	\$2,775	\$584	\$290				\$169				

Multi-Family Unit (2 bedroom, 1,000 sq. ft. unit, density of 12 UPA; \$100,000 value; 7-2" meters (2 for irrigation) for 240 unit complex															
State	County	Jurisdiction	Total	Non-Util	Roads	Water	Sewer	Drain	Parks	Library	Fire	Police	GenGov	Schools	Other
NC	Chatham	Chatham Co.	\$1,567	\$1,100		\$467								\$1,100	
NC	Durham	Durham	\$2,410	\$1,956	\$288	\$302	\$152		\$513					\$1,155	
NC	Orange	Orange Co.	\$6,148	\$1,743		\$1,321	\$3,084							\$1,743	
NC	Wake	Cary	\$4,241	\$762	\$762	\$1,164	\$2,315								
NC	Wake	Raleigh	\$4,184	\$1,804	\$1,140	\$1,605	\$775		\$664						
NE	Lancaster	Lincoln	\$2,030	\$1,756	\$1,550	\$202	\$72		\$206						
NH	Hillsborough	Manchester	\$1,315	\$1,315							\$146			\$1,169	
NH	Merrimack	Concord	\$2,911	\$2,911	\$1,376				\$613					\$922	
NH	Rockingham	Salem	\$2,923	\$2,923					\$659		\$641	\$204		\$2,223	
NH	Rockingham	Fremont	\$2,438	\$2,438										\$2,438	
NM	Bernalillo	Albuquerque	\$2,290	\$1,630	\$760	\$430	\$230	\$161	\$605			\$104			
NM	Bernalillo	Bernalillo Co	\$2,381	\$2,381	\$919			\$417	\$716		\$248				\$80
NM	Dona Ana	Las Cruces	\$3,118	\$2,766		\$243	\$109		\$2,300		\$466				
NM	Lincoln	Ruidoso	\$1,239			\$896	\$343								
NM	Sandoval	Rio Rancho	\$5,303	\$4,158	\$1,887	\$762	\$383	\$1,191	\$832		\$225				\$23
NM	Santa Fe	Santa Fe	\$896			\$335	\$561								
NM	Santa Fe	Santa Fe County	\$275	\$275							\$275				
NM	Valencia	Los Lunas	\$1,260	\$850		\$189	\$221		\$850						
NV	Churchill	Churchill County	\$4,200	\$4,200	\$2,300				\$1,000					\$900	
NV	Clark	Las Vegas	\$3,044	\$1,341	\$935		\$1,703		\$360						\$46
NV	Clark	Mesquite	\$1,053	\$1,053	\$1,007										\$46
NV	Washoe	Reno	\$3,845	\$3,845	\$2,845				\$1,000						
OH	Butler	Middletown	\$500	\$500					\$500						
OH	Delaware	Delaware (city)	\$3,511	\$1,295		\$1,318	\$898		\$767		\$197	\$101	\$230		
OK	Cleveland	Moore	\$1,347	\$647	\$647		\$700								
OR	Clackamas	Clackamas Co.	\$11,561	\$10,413	\$3,847	\$48	\$1,100		\$5,566					\$1,000	
OR	Clackamas	West Linn	\$15,491	\$12,290	\$4,181	\$2,048	\$1,153	\$503	\$7,294						\$312
OR	Deschutes	Bend	\$13,413	\$7,525	\$2,813	\$3,616	\$2,272		\$4,712						
OR	Josephine	Grants Pass	\$5,635	\$2,421	\$1,298	\$1,607	\$1,607		\$1,123						
OR	Lane	Eugene	\$5,786	\$3,752	\$1,030		\$2,034	\$346	\$2,376						
OR	Lane	Springfield	\$3,818	\$2,177	\$1,667		\$1,641	\$510							
OR	Marion	Salem	\$5,050	\$4,123	\$1,372	\$541	\$386	\$302	\$2,449						
OR	Marion	Silverton	\$9,057	\$7,767	\$2,178	\$772	\$518	\$2,072	\$3,517						
OR	Multnomah	Portland	\$11,286	\$7,399	\$1,984	\$419	\$3,468	\$328	\$5,087						
OR	Washington	Tigard	\$10,026	\$8,228	\$4,325	\$1,798			\$3,903						
OR	Washington	Washington Co	\$8,557	\$4,825	\$4,325		\$3,732	\$500							
PA	Montgomery	Towamencin Twp	\$1,362	\$1,362	\$1,362		\$1,425	\$583	\$1,000						\$250
SC	Beaufort	Beaufort Co	\$2,392	\$2,392	\$791				\$627	\$553	\$421				
SC	Beaufort	Hilton Head	\$7,911	\$2,471	\$1,291	\$2,400	\$3,040		\$627	\$553					
SC	Berkeley	Mt. Pleasant	\$2,599	\$1,382	\$664	\$467	\$750		\$358		\$231	\$69			\$60

Multi-Family Unit (2 bedroom, 1,000 sq. ft. unit, density of 12 UPA; \$100,000 value; 7-2" meters (2 for irrigation) for 240 unit complex																
State	County	Jurisdiction	Total	Non-Util	Roads	Water	Sewer	Drain	Parks	Library	Fire	Police	GenGov	Schools	Other	
TN	Rutherford	La Vergne	\$4,751	\$2,289	\$543	\$587	\$1,875		\$246						\$1,500	
TN	Rutherford	Smyrna	\$2,660	\$2,660	\$521				\$458		\$181				\$1,500	
TN	Sumner	Portland	\$1,931	\$1,931					\$907					\$700	\$324	
TN	Sumner	White House	\$779	\$779	\$26				\$25		\$12	\$17		\$700		
TN	Williamson	Franklin	\$8,982	\$4,476	\$2,766	\$1,671	\$2,835								\$1,710	
TN	Williamson	Nolensville	\$4,354	\$4,354	\$2,354										\$2,000	
TX	Brazos	College Station	\$2,492	\$1,646		\$578	\$269		\$1,646							
TX	Collin	Allen	\$763	\$400	\$400	\$280	\$83									
TX	Collin	McKinney	\$4,260	\$3,985	\$3,985	\$252	\$23									
TX	Denton	Denton	\$1,151			\$863	\$288									
TX	Tarrant	Arlington	\$2,112	\$1,953	\$670	\$107	\$52		\$1,283							
TX	Tarrant	Colleyville	\$2,030	\$1,342	\$1,342	\$581	\$107									
TX	Tarrant	Ft. Worth	\$1,461		\$1,228	\$202	\$31									
TX	Williamson	Georgetown	\$726			\$517	\$209									
UT	Cache	Logan	\$1,202	\$986	\$461	\$60	\$156	\$37			\$100	\$28			\$360	
UT	Davis	Layton	\$6,781	\$6,532	\$1,508	\$249		\$3,252	\$1,381		\$391					
UT	Salt Lake	Draper	\$6,085	\$5,003	\$1,202	\$1,082		\$1,161	\$2,463		\$107	\$70				
UT	Salt Lake	Salt Lake City	\$3,409	\$3,409	\$249			\$125	\$2,875		\$119	\$41				
UT	Salt Lake	Sandy City	\$2,835	\$2,349		\$357	\$129	\$378	\$1,841		\$92	\$38				
UT	Salt Lake	West Jordan City	\$8,230	\$3,612	\$1,523	\$2,688	\$1,930	\$509	\$1,301		\$196	\$83				
UT	Salt Lake	West Valley City	\$2,181	\$2,181	\$514			\$181	\$1,379		\$62	\$45				
UT	Tooele	Tooele	\$3,361	\$1,456		\$1,523	\$382		\$1,250			\$206				
UT	Utah	Payson	\$2,798	\$2,405		\$151	\$242		\$2,000			\$405				
UT	Utah	Provo	\$4,381	\$3,999	\$657	\$177	\$205	\$556	\$2,786							
VA	Loudoun	Leesburg	\$9,596			\$3,744	\$5,852									
VA	Stafford	Stafford Co	\$3,588	\$1,395	\$1,395	\$1,610	\$583									
VT	Chittenden	Burlington	\$2,459	\$2,459	\$182				\$696	\$431	\$208	\$42		\$900		
VT	Chittenden	Williston	\$2,800	\$2,800	\$546				\$869					\$1,385		
WA	Clark	Vancouver	\$8,480	\$4,910	\$1,345	\$1,652	\$1,918		\$1,523					\$2,042		
WA	Cowlitz	Woodland	\$4,034	\$3,427	\$520	\$324	\$283		\$831		\$1,426			\$650		
WA	King	King Co	\$3,650	\$3,650	\$737									\$2,913		
WA	King	Bellevue	\$2,266	\$2,266	\$2,266											
WA	King	Bothell	\$6,411	\$5,056	\$3,156	\$1,006	\$349	\$950	\$950							
WA	King	Issaquah	\$12,940	\$12,940	\$5,361				\$4,874		\$1,014	\$154	\$79	\$1,458		
WA	King	Kirkland	\$10,027	\$5,843	\$2,311	\$2,196	\$1,988	\$195	\$2,583					\$754		
WA	Kitsap	Kitsap Co	\$1,477	\$1,477	\$444				\$311					\$722		
WA	Pierce	Pierce Co	\$2,703	\$2,703	\$1,046				\$195					\$1,462		
WA	Skagit	Anacortes	\$7,345	\$2,898	\$900	\$2,976	\$1,471	\$1,383	\$615							
WA	Skagit	Burlington	\$5,536	\$3,033	\$1,646		\$2,503	\$478	\$655		\$254					
WA	Snohomish	Snohomish Co	\$4,178	\$4,178	\$1,539				\$526					\$2,113		
WA	Thurston	Olympia	\$7,359	\$7,359	\$2,055				\$3,628					\$1,676		
WA	Thurston	Tumwater	\$5,620	\$5,620	\$2,124				\$2,413					\$1,083		
WA	Whatcom	Bellingham	\$8,229	\$6,315	\$1,185	\$641	\$1,273	\$452	\$3,524					\$1,154		
WV	Jefferson	Jefferson Co	\$7,594	\$7,594					\$566		\$525	\$197		\$6,306		
WI	Dane	Fitchburg	\$5,530	\$4,457		\$1,073			\$4,457							
WI	Jefferson	Oconomowoc	\$2,438	\$1,661	\$103	\$205	\$572		\$1,310		\$133	\$115				
WI	Ozaukee	Cedarburg	\$3,302	\$1,699		\$1,230	\$373		\$661	\$484		\$554				
WI	St Croix	Hudson	\$1,928	\$622		\$941	\$365	\$366		\$256						

Multi-Family Unit (2 bedroom, 1,000 sq. ft. unit, density of 12 UPA; \$100,000 value; 7-2" meters (2 for irrigation) for 240 unit complex																
Summary	Total	Non-Util	Roads	Water	Sewer	Drain	Parks	Library	Fire	Police	GenGov	Schools	Other			
National Average	\$6,870	\$5,484	\$2,201	\$1,387	\$1,777	\$784	\$2,099	\$314	\$347	\$283	\$1,200	\$2,562	\$1,745			
Sample Size	270	260	209	131	140	60	195	54	118	92	51	105	56			
National Avg w/o CA	\$4,855	\$3,813	\$1,789	\$1,205	\$1,314	\$669	\$1,295	\$238	\$298	\$223	\$309	\$2,535	\$591			
Sample Size w/o CA	233	223	172	110	114	38	161	43	102	76	28	88	37			
State Average Fees																
AR	\$1,284	\$710	\$771	\$404	\$496	n/a	\$508	n/a	\$298	\$162	n/a	n/a	n/a			
AZ	\$4,504	\$3,403	\$1,755	\$1,086	\$1,085	\$206	\$1,185	\$228	\$389	\$308	\$333	n/a	\$897			
CA	\$19,558	\$15,555	\$4,120	\$2,337	\$3,808	\$982	\$5,907	\$611	\$657	\$568	\$2,284	\$2,705	\$3,993			
CO	\$6,862	\$4,596	\$1,893	\$3,559	\$1,435	\$837	\$2,410	\$761	\$523	\$347	\$555	\$675	\$718			
DE	\$6,025	\$762	n/a	n/a	\$5,263	n/a	\$225	\$95	\$322	\$43	\$77	n/a	n/a			
FL	\$6,032	\$5,231	\$2,346	\$1,039	\$1,748	\$21	\$839	\$152	\$219	\$223	\$270	\$2,931	\$205			
GA	\$1,543	\$1,377	\$775	\$1,322	\$1,716	n/a	\$359	\$170	\$275	\$110	n/a	n/a	\$1,013			
HI	\$1,245	\$1,245	\$1,245	n/a	n/a	n/a	n/a	n/a	n/a	n/a	n/a	n/a	n/a			
ID	\$5,599	\$3,059	\$1,342	\$421	\$4,659	n/a	\$1,233	n/a	\$515	\$227	n/a	n/a	n/a			
IL	\$1,268	\$1,268	\$848	n/a	n/a	n/a	\$1,907	n/a	n/a	n/a	n/a	\$201	n/a			
IN	\$4,413	\$2,216	\$1,155	n/a	\$2,198	n/a	\$1,061	n/a	n/a	n/a	n/a	n/a	n/a			
KS	\$3,355	\$1,493	\$884	\$2,685	\$2,900	\$771	\$491	n/a	n/a	n/a	n/a	n/a	\$75			
LA	\$1,666	\$1,074	\$781	n/a	\$1,185	\$585	n/a	n/a	n/a	n/a	n/a	n/a	n/a			
MD	\$7,809	\$6,552	\$3,458	\$1,070	\$1,444	n/a	\$729	\$366	\$430	\$222	n/a	\$5,493	\$350			
MO	\$537	\$537	\$537	n/a	n/a	n/a	n/a	n/a	n/a	n/a	n/a	n/a	n/a			
MT	\$3,818	\$2,944	\$2,775	\$584	\$290	n/a	n/a	n/a	\$169	n/a	n/a	n/a	n/a			
NC	\$3,710	\$1,473	\$730	\$972	\$1,582	n/a	\$589	n/a	n/a	n/a	n/a	\$1,333	n/a			
NE	\$2,030	\$1,756	\$1,550	\$202	\$72	n/a	\$206	n/a	n/a	n/a	n/a	n/a	n/a			
NH	\$2,397	\$2,397	\$1,376	n/a	n/a	n/a	\$636	n/a	\$394	\$204	n/a	\$1,688	n/a			
NM	\$2,095	\$2,010	\$1,189	\$476	\$308	\$590	\$1,061	n/a	\$304	\$104	n/a	n/a	\$52			
NV	\$3,036	\$2,610	\$1,772	n/a	\$1,703	n/a	\$787	n/a	n/a	n/a	n/a	\$900	\$46			
OH	\$2,006	\$898	n/a	\$1,318	\$898	n/a	\$634	n/a	\$197	\$101	\$230	n/a	n/a			
OK	\$1,347	\$647	\$647	n/a	\$700	n/a	n/a	n/a	n/a	n/a	n/a	n/a	n/a			
OR	\$9,062	\$6,447	\$2,638	\$1,356	\$1,791	\$651	\$4,003	n/a	n/a	n/a	n/a	\$1,000	\$312			
PA	\$1,362	\$1,362	\$1,362	n/a	\$1,425	\$583	\$1,000	n/a	n/a	n/a	n/a	n/a	\$250			
SC	\$4,301	\$2,082	\$915	\$1,434	\$1,895	n/a	\$537	\$553	\$326	\$69	n/a	n/a	\$60			
TN	\$3,910	\$2,748	\$1,242	\$1,129	\$2,355	n/a	\$409	n/a	\$96	\$17	n/a	\$700	\$1,407			
TX	\$1,874	\$1,865	\$1,525	\$422	\$133	n/a	\$1,465	n/a	n/a	n/a	n/a	n/a	n/a			
UT	\$4,126	\$3,193	\$873	\$786	\$507	\$775	\$1,920	n/a	\$152	\$115	n/a	n/a	\$360			
VA	\$6,592	\$1,395	\$1,395	\$2,677	\$3,218	n/a	n/a	n/a	n/a	n/a	n/a	n/a	n/a			
VT	\$2,630	\$2,630	\$364	n/a	n/a	n/a	\$783	\$431	\$208	\$42	n/a	\$1,143	n/a			
WA	\$6,017	\$4,778	\$1,776	\$1,466	\$1,398	\$692	\$1,741	n/a	\$898	\$154	\$79	\$1,457	n/a			
WV	\$7,594	\$7,594	n/a	n/a	n/a	n/a	\$566	n/a	\$525	\$197	n/a	\$6,306	n/a			
WI	\$3,300	\$2,110	\$103	\$862	\$437	\$366	\$2,143	\$370	\$133	\$335	n/a	n/a	n/a			

Retail per 1,000 sq. ft. (100,001 sq. ft. shopping center; 0.15 FAR; 3" meter)															
State	County	Jurisdiction	Total	Non-Util	Roads	Water	Sewer	Drain	Parks	Library	Fire	Police	GenGov	Schools	Other
AR	Benton	Bentonville	\$528	\$180		\$191	\$156				\$180				
AR	Benton	Lowell	\$504	\$455			\$49				\$455				
AR	Faulkner	Conway	\$1,915	\$1,915	\$1,915										
AR	Washington	Fayetteville	\$976	\$681		\$155	\$140				\$293	\$388			
AZ	Cochise	Sierra Vista	\$5,310	\$5,310	\$4,100						\$250	\$960			
AZ	Gila	Sedona	\$4,648	\$3,443	\$2,660		\$1,205	\$73				\$630	\$80		
AZ	Maricopa	Avondale	\$7,475	\$6,160	\$3,660	\$496	\$819		\$820	\$180	\$620	\$510	\$370		
AZ	Maricopa	Buckeye	\$1,605	\$1,479	\$318	\$65	\$61		\$109	\$24					\$1,028
AZ	Maricopa	Chandler	\$7,022	\$5,050	\$4,130	\$1,043	\$929				\$480	\$320			\$120
AZ	Maricopa	Fountain Hills	\$243	\$243							\$243				
AZ	Maricopa	Gilbert	\$4,409	\$2,890	\$1,080	\$944	\$575		\$500				\$300		\$1,010
AZ	Maricopa	Glendale	\$6,030	\$5,529	\$5,162	\$294	\$207		\$29		\$239	\$99			
AZ	Maricopa	Goodyear	\$3,712	\$2,603	\$1,818	\$755	\$354		\$106		\$441	\$238			
AZ	Maricopa	Mesa	\$1,552	\$771		\$355	\$425	\$238			\$215	\$318			
AZ	Maricopa	Peoria	\$6,422	\$5,842	\$4,785	\$423	\$157		\$47		\$458	\$553			
AZ	Maricopa	Phoenix	\$6,822	\$3,920	\$3,025	\$1,847	\$1,055		\$56		\$371	\$390			\$79
AZ	Maricopa	Scottsdale	\$1,189			\$740	\$449								
AZ	Maricopa	Surprise	\$5,274	\$4,737	\$3,958	\$211	\$327				\$779				
AZ	Maricopa	Tempe	\$750			\$416	\$334								
AZ	Mojave	Bullhead City	\$35			\$35									
AZ	Navajo	Show Low	\$609		\$609										
AZ	Pima	Pima County	\$2,730	\$2,730	\$2,730										
AZ	Pima	Marana	\$10,672		\$9,522	\$514	\$636								
AZ	Pima	Oro Valley	\$4,575	\$2,859	\$2,412	\$1,716						\$447			
AZ	Pima	Tucson	\$5,040	\$4,798	\$4,282	\$242			\$38		\$157	\$321			
AZ	Pinal	Apache Junction	\$14,960	\$14,960	\$13,220							\$1,740			
AZ	Pinal	Casa Grande	\$8,518	\$8,061	\$6,912		\$457				\$442	\$375	\$332		
AZ	Pinal	Eloy	\$721	\$434		\$162	\$125					\$434			
AZ	Pinal	Florence	\$5,277	\$4,432	\$3,141	\$347	\$499		\$170	\$24	\$660	\$437			
AZ	Pinal	Queen Creek	\$4,141	\$3,054	\$1,569	\$478	\$608		\$563	\$111	\$290	\$229	\$292		
AZ	Yavapai	Yavapai County													
AZ	Yavapai	Chino Valley	\$2,174	\$1,130	\$970	\$84	\$960					\$160			
AZ	Yavapai	Prescott	\$2,177			\$1,653	\$524								
AZ	Yuma	Yuma	\$2,087	\$2,087	\$986						\$152	\$949			
CA	Alameda	Fremont	\$9,769	\$9,769	\$8,700						\$146		\$923		
CA	Alameda	Hayward	\$6,589	\$6,589	\$3,960	\$1,037	\$1,232							\$360	
CA	Alameda	Livermore	\$35,584	\$35,584	\$25,968		\$1,210	\$1,000	\$1,866				\$5,000	\$540	
CA	Alameda	San Leandro	\$5,473	\$5,473	\$4,150		\$663							\$540	\$120
CA	Contra Costa	Orinda	\$4,030	\$4,030	\$2,720			\$1,310							
CA	El Dorado	El Dorado Co	\$9,278	\$9,278	\$8,788									\$490	
CA	Fresno	Clovis	\$14,016	\$12,776	\$11,956	\$720	\$520		\$48		\$672	\$100			
CA	Kern	Bakersfield	\$9,081	\$8,441	\$7,643		\$640							\$470	\$328
CA	Los Angeles	Lancaster	\$3,443	\$3,443	\$1,760			\$760			\$876		\$47		
CA	Los Angeles	Long Beach	\$4,249	\$4,249	\$3,000						\$267	\$442		\$540	
CA	Monterey	Salinas	\$15,441	\$14,736	\$13,354		\$705	\$909							\$472
CA	Napa	St. Helena	\$39,970	\$32,650	\$22,030	\$6,390	\$930	\$1,740				\$1,100	\$2,060	\$510	\$5,210
CA	Orange	Brea	\$4,825	\$2,596	\$2,350	\$2,229					\$191	\$55			
CA	Placer	Rocklin	\$11,233	\$11,233	\$9,727			\$106					\$1,400		
CA	Sacramento	Citrus Heights	\$8,670	\$7,478	\$6,188		\$1,192		\$180					\$340	\$770
CA	Sacramento	Elk Grove	\$15,563	\$11,688	\$8,080	\$388	\$3,488	\$248	\$840		\$1,570	\$90	\$90		\$770

Retail per 1,000 sq. ft. (100,001 sq. ft. shopping center; 0.15 FAR; 3" meter)																
State	County	Jurisdiction	Total	Non-Util	Roads	Water	Sewer	Drain	Parks	Library	Fire	Police	GenGov	Schools	Other	
CA	Sacramento	Sacramento	\$23,409	\$22,310	\$13,621	\$280	\$819	\$193	\$390					\$470	\$7,636	
CA	San Bernardino	Highland	\$7,754	\$7,754	\$5,970			\$119			\$1,330	\$157	\$178			
CA	San Bernardino	Redlands	\$12,714	\$12,714	\$11,164			\$170		\$110	\$500	\$310	\$460			
CA	San Bernardino	Rialto	\$15,716	\$13,701	\$11,132	\$763	\$1,252	\$1,809	\$140		\$250	\$154	\$216			
CA	San Diego	Carlsbad	\$11,666	\$10,352	\$5,668	\$813	\$501	\$763					\$3,500		\$420	
CA	San Diego	Escondido	\$6,809	\$4,600	\$1,470	\$929	\$1,280	\$700					\$2,130		\$300	
CA	San Diego	San Diego	\$21,972	\$20,409	\$18,378	\$903	\$660				\$121		\$850	\$420	\$640	
CA	San Joaquin	Lodi	\$10,119	\$9,386	\$1,199	\$310	\$423	\$6,808	\$406		\$338	\$330	\$270		\$35	
CA	San Joaquin	Ripon	\$28,865	\$21,065	\$13,270	\$3,000	\$4,800	\$2,467	\$1,267		\$1,585	\$200	\$1,297	\$540	\$441	
CA	San Luis Obispo	Paso Robles	\$15,961	\$12,630	\$11,010	\$2,350	\$981				\$390	\$120	\$1,110			
CA	San Luis Obispo	San Luis Obispo	\$19,163	\$17,576	\$7,576	\$1,179	\$408								\$10,000	
CA	Santa Barbara	Carpinteria	\$22,006	\$22,006	\$16,860			\$1,761	\$2,740				\$270	\$330	\$45	
CA	Santa Barbara	Santa Maria	\$12,044	\$9,080	\$8,306	\$1,612	\$1,352		\$24	\$155	\$59	\$368	\$168			
CA	Santa Clara	Gilroy	\$23,503	\$19,434	\$16,662	\$687	\$3,382	\$234					\$2,538			
CA	Santa Clara	Palo Alto	\$38,662	\$37,462	\$12,827		\$1,200		\$5,144	\$262		\$557	\$702		\$17,970	
CA	Santa Cruz	Santa Cruz Co	\$27,984	\$27,984	\$25,764			\$2,220								
CA	Santa Cruz	Scotts Valley	\$15,526	\$15,526	\$10,840		\$982	\$175				\$3,362	\$167			
CA	Shasta	Redding	\$12,784	\$12,784	\$9,517	\$912	\$1,140	\$568			\$647					
CA	Solano	Vacaville	\$13,354	\$13,354	\$4,965	\$1,862	\$1,850	\$1,577			\$197	\$1,333	\$398	\$330	\$841	
CA	Sonoma	Windsor	\$15,125	\$15,125	\$8,790	\$790	\$1,768	\$2,774					\$1,003			
CA	Yolo	Davis	\$24,323	\$24,323	\$20,239			\$118	\$856			\$1,078	\$928	\$470	\$634	
CO	Adams	Adams Co	\$2,131	\$2,131	\$2,131											
CO	Adams	Commerce City	\$4,808	\$4,808	\$3,229			\$319	\$1,260							
CO	Boulder	Boulder	\$13,295	\$9,890	\$2,480	\$2,689	\$716	\$4,120			\$400	\$500	\$140		\$2,250	
CO	Eagle	Eagle Co	\$9,652	\$9,652	\$9,026						\$626					
CO	Eagle	Basalt	\$2,690	\$2,000	\$1,000	\$690									\$1,000	
CO	El Paso	Colorado Springs	\$3,552	\$1,084		\$2,044	\$424	\$1,084								
CO	Fremont	Canon City	\$152	\$152							\$152					
CO	Jefferson	Jefferson Co	\$5,930	\$5,930	\$5,930											
CO	La Plata	Durango	\$4,534	\$3,810	\$3,810	\$558	\$166									
CO	Larimer	Larimer Co	\$8,269	\$8,269	\$8,269											
CO	Larimer	Loveland	\$6,552	\$6,552	\$5,020			\$452			\$290	\$380	\$410			
CO	Larimer	Ft. Collins	\$15,412	\$13,244	\$11,048	\$1,120	\$1,048	\$1,196			\$284	\$160	\$556			
CO	Mesa	Mesa Co	\$2,647	\$2,647	\$2,647											
CO	Pitkin	Pitkin Co	\$40,045	\$40,045	\$10,710				\$4,100						\$25,235	
CO	Weld	Weld Co	\$4,133	\$4,133	\$3,296			\$200					\$637			
CO	Weld	Windsor	\$6,085	\$4,640	\$3,476	\$932	\$513	\$1,164								
CO	Weld	Greeley	\$5,971	\$5,675	\$4,825	\$71	\$225	\$66			\$641	\$143				
DE	New Castle	New Castle Co	\$1,603	\$297			\$1,306				\$169	\$33	\$95			
FL	Alachua	Alachua Co	\$9,050	\$9,050	\$8,974						\$76					
FL	Brevard	Brevard Co	\$232	\$232							\$132				\$100	
FL	Brevard	Cocoa	\$434	\$154		\$280					\$54				\$100	
FL	Brevard	Melbourne	\$822	\$822							\$54		\$668		\$100	
FL	Brevard	Palm Bay	\$391	\$391							\$291				\$100	
FL	Brevard	Rockledge	\$154	\$154							\$54				\$100	
FL	Broward	Broward Co	\$15,152	\$15,152	\$15,152											
FL	Broward	Ft. Lauderdale														
FL	Charlotte	Charlotte Co	\$4,755	\$4,755	\$3,591						\$352	\$325	\$487			
FL	Citrus	Citrus Co														

Retail per 1,000 sq. ft. (100,001 sq. ft. shopping center; 0.15 FAR; 3" meter)																
State	County	Jurisdiction	Total	Non-Util	Roads	Water	Sewer	Drain	Parks	Library	Fire	Police	GenGov	Schools	Other	
FL	Clay	Clay Co														
FL	Collier	Collier Co	\$13,775	\$12,956	\$10,247	\$416	\$402				\$743	\$486	\$883		\$597	
FL	Columbia	Columbia Co														
FL	Dade	Miami/Dade Co	\$16,747	\$16,747	\$15,934						\$440	\$373				
FL	Dade	Miami	\$16,865	\$16,865	\$15,934						\$227	\$609	\$95			
FL	DeSoto	DeSoto Co														
FL	Flagler	Flagler Co														
FL	Flagler	Palm Coast	\$7,842	\$6,787	\$6,523	\$438	\$617				\$264					
FL	Gilchrist	Gilchrist Co														
FL	Glades	Glades Co														
FL	Hardee	Hardee Co														
FL	Hendry	Hendry Co														
FL	Hernando	Hernando Co	\$1,116	\$1,116							\$334	\$121	\$651		\$10	
FL	Highlands	Highlands Co														
FL	Hillsborough	Hillsborough Co	\$3,942	\$3,374	\$3,352	\$264	\$304				\$22					
FL	Hillsborough	Plant City	\$3,218	\$2,601	\$1,562	\$119	\$499				\$533	\$506				
FL	Hillsborough	Tampa	\$3,797	\$3,797	\$3,797											
FL	Indian River	Indian River Co	\$4,285	\$4,285	\$2,862						\$477	\$650	\$296			
FL	Lake	Lake Co	\$4,381	\$4,381	\$3,080						\$1,301					
FL	Lake	Eustis	\$2,101	\$941		\$280	\$880				\$485	\$456				
FL	Lee	Lee Co	\$3,739	\$3,739	\$3,442						\$297					
FL	Lee	Bonita Springs	\$12,733	\$12,733	\$12,160						\$573					
FL	Lee	Cape Coral	\$6,735	\$6,035	\$5,709	\$243	\$458				\$162	\$163				
FL	Lee	Ft. Myers	\$4,569	\$3,879	\$3,442	\$354	\$335				\$437					
FL	Levy	Levy Co	\$1,790	\$1,790	\$1,710						\$80					
FL	Manatee	Manatee Co	\$7,796	\$7,796	\$7,152						\$128	\$516				
FL	Marion	Marion Co														
FL	Martin	Martin Co	\$6,795	\$6,795	\$5,183						\$319	\$742	\$551			
FL	Monroe	Monroe Co	\$3,398	\$3,398	\$1,168						\$64	\$112			\$2,054	
FL	Nassau	Nassau Co	\$2,262	\$2,262	\$1,587						\$163	\$201	\$311			
FL	Okaloosa	Destin	\$1,800	\$1,800	\$1,752							\$48				
FL	Orange	Orange Co.	\$4,899	\$4,899	\$4,108						\$297	\$494				
FL	Orange	Ocoee	\$7,574	\$5,246	\$4,846	\$587	\$1,741				\$235	\$165				
FL	Orange	Orlando	\$9,659	\$9,253	\$9,253		\$406									
FL	Orange	Winter Garden	\$9,183	\$8,755	\$7,645	\$163	\$265				\$610	\$500				
FL	Osceola	Osceola Co	\$12,095	\$12,095	\$11,795						\$300					
FL	Palm Beach	Palm Beach Co	\$8,463	\$8,463	\$8,138							\$57	\$268			
FL	Palm Beach	Palm Beach Gardens	\$10,652	\$10,652	\$10,139							\$245	\$268			
FL	Pasco	Pasco Co	\$7,756	\$7,113	\$7,051	\$234	\$410				\$62					
FL	Pinellas	Pinellas Co	\$3,683	\$3,627	\$3,627	\$56										
FL	Polk	Polk Co														
FL	Polk	Lakeland	\$7,996	\$7,996	\$6,754						\$461	\$781				
FL	Putnam	Putnam Co														
FL	Santa Rosa	Santa Rosa Co														
FL	St Johns	St. Johns Co	\$5,467	\$5,467	\$3,972						\$129	\$176	\$1,190			
FL	St Lucie	St. Lucie Co	\$6,716	\$6,716	\$5,322						\$525	\$357	\$512			
FL	Sarasota	Sarasota Co	\$8,784	\$7,834	\$5,660	\$544	\$406				\$442	\$254	\$441		\$1,037	
FL	Sarasota	North Port	\$666	\$666							\$252	\$238	\$176			
FL	Seminole	Seminole Co	\$2,901	\$2,901	\$2,741						\$160					

Retail per 1,000 sq. ft. (100,001 sq. ft. shopping center; 0.15 FAR; 3" meter)																
State	County	Jurisdiction	Total	Non-Util	Roads	Water	Sewer	Drain	Parks	Library	Fire	Police	GenGov	Schools	Other	
FL	Seminole	Altamonte Springs	\$4,397	\$4,397	\$3,744						\$160	\$493				
FL	Seminole	Winter Springs	\$6,679	\$6,679	\$4,298						\$1,264	\$355	\$762			
FL	Sumter	Sumter Co	\$4,147	\$4,147	\$3,637						\$510					
FL	Volusia	Volusia Co	\$3,080	\$3,080	\$3,080											
FL	Volusia	Daytona Beach	\$5,165	\$5,165	\$3,080						\$359	\$610	\$1,116			
FL	Volusia	Deland	\$3,080	\$3,080	\$3,080											
FL	Volusia	Deltona	\$7,053	\$5,227	\$5,227	\$543	\$1,283									
FL	Volusia	Ormond Beach	\$4,227	\$3,595	\$3,519	\$320	\$312	\$76								
FL	Volusia	Port Orange	\$5,270	\$4,775	\$4,575	\$249	\$246				\$200					
GA	Cherokee	Canton	\$2,644	\$2,644	\$2,256				\$173		\$173	\$43				
GA	Cherokee	Cherokee Co	\$1,338	\$1,338	\$845						\$325	\$168				
GA	Effingham	Effingham Co	\$501			\$213	\$288									
GA	Forsyth	Forsyth Co	\$216	\$216							\$216					
GA	Fulton	Alpharetta	\$4,424	\$4,424	\$4,166				\$14		\$244					
GA	Fulton	Atlanta	\$1,983	\$1,983	\$1,189				\$584		\$163	\$47				
GA	Fulton	Roswell	\$3,033	\$3,033	\$2,718						\$260				\$55	
GA	Hall	Hall Co	\$86	\$86											\$86	
GA	Henry	Henry Co	\$361	\$361											\$361	
GA	Henry	McDonough	\$344	\$344											\$344	
HI	Honolulu	Honolulu	\$4,053	\$4,053	\$4,053											
ID	Ada	Boise	\$7,044	\$7,044	\$6,774						\$210	\$60				
ID	Kootenai	Post Falls	\$3,446	\$2,260	\$1,550	\$239	\$947					\$710				
IL	DeKalb	DeKalb (city)														
IL	DuPage	DuPage County	\$916	\$916	\$916											
IL	Kane	Kane County	\$4,413	\$4,413	\$4,413											
IN	Hamilton	Fishers	\$8,689	\$7,121	\$7,121		\$1,568									
IN	Hamilton	Noblesville	\$5,158	\$4,723	\$4,723		\$434									
KS	Johnson	Lenexa	\$4,644	\$4,644	\$3,073			\$1,285	\$121						\$165	
KS	Johnson	Olathe	\$3,206	\$1,947	\$1,817	\$605	\$654		\$130							
KS	Johnson	Overland Park	\$1,433	\$1,433	\$1,433											
LA	E Baton Rouge	Baton Rouge	\$1,652	\$1,044	\$1,044		\$608									
LA	St Tammany	St Tammany Parish	\$3,003	\$3,003	\$1,833			\$1,170								
MD	Anne Arundel	Anne Arundel Co	\$10,885	\$8,661	\$7,642	\$1,008	\$1,216					\$1,019				
MD	Calvert	Calvert Co	\$1,454	\$110		\$480	\$864								\$110	
MD	Carroll	Carroll Co														
MD	Charles	Charles Co	\$2,065			\$719	\$1,346									
MD	Frederick	Frederick Co	\$1,208			\$504	\$704									
MD	Harford	Harford Co														
MD	Howard	Howard Co	\$1,150	\$1,150	\$1,150											
MD	Montgomery	Montgomery Co	\$1,952	\$1,140	\$1,140	\$352	\$460									
MD	Queen Anne's	Queen Anne's Co	\$1,140	\$1,140							\$1,140					
MD	St. Mary's	St. Mary's Co														
MO	Clay/Jackson	Kansas City	\$1,458	\$1,458	\$1,458											
MO	Jackson	Lee's Summit	\$1,913	\$1,913	\$1,913											
MT	Gallatin	Bozeman	\$10,674	\$9,896	\$9,523	\$455	\$323				\$373					

Retail per 1,000 sq. ft. (100,001 sq. ft. shopping center; 0.15 FAR; 3" meter)																
State	County	Jurisdiction	Total	Non-Util	Roads	Water	Sewer	Drain	Parks	Library	Fire	Police	GenGov	Schools	Other	
NC	Chatham	Chatham Co.	\$300			\$300										
NC	Durham	Durham	\$3,833	\$3,450	\$3,450	\$223	\$160									
NC	Orange	Orange Co.	\$1,553			\$574	\$979									
NC	Wake	Cary	\$2,051	\$1,341	\$1,341	\$235	\$475									
NC	Wake	Raleigh	\$4,367	\$2,768	\$2,768	\$854	\$744									
NE	Lancaster	Lincoln	\$3,578	\$3,370	\$3,370	\$139	\$69									
NH	Hillsborough	Manchester														
NH	Merrimack	Concord	\$3,470	\$3,470	\$3,470											
NH	Rockingham	Salem	\$560	\$560							\$420	\$140				
NH	Rockingham	Fremont														
NM	Bernalillo	Albuquerque	\$2,814	\$2,297	\$1,804	\$295	\$222	\$323				\$171				
NM	Bernalillo	Bernalillo Co	\$1,115	\$1,115	\$564			\$383			\$168					
NM	Dona Ana	Las Cruces	\$1,031			\$182	\$114				\$735					
NM	Lincoln	Ruidoso	\$943			\$614	\$329									
NM	Sandoval	Rio Rancho	\$7,320	\$6,430	\$4,196	\$522	\$368	\$1,430			\$755				\$49	
NM	Santa Fe	Santa Fe	\$5,350	\$4,896	\$4,597	\$314	\$140				\$221	\$78				
NM	Santa Fe	Santa Fe County	\$460	\$460							\$460					
NM	Valencia	Los Lunas	\$375			\$146	\$229									
NV	Churchill	Churchill County														
NV	Clark	Las Vegas	\$1,105	\$1,091	\$1,007		\$14								\$84	
NV	Clark	Mesquite	\$1,068	\$1,068	\$984										\$84	
NV	Washoe	Reno	\$7,611	\$7,611	\$7,611											
OH	Butler	Middletown														
OH	Delaware	Delaware (city)	\$2,960	\$1,194		\$904	\$862				\$389	\$456	\$349			
OK	Cleveland	Moore	\$250	\$250	\$250											
OR	Clackamas	Clackamas Co.	\$1,306		varies		\$1,056							\$250		
OR	Clackamas	West Linn	\$21,260	\$19,066	\$17,100	\$1,404	\$790	\$690							\$1,276	
OR	Deschutes	Bend	\$9,735	\$8,999	\$8,999	\$452	\$284									
OR	Josephine	Grants Pass	\$8,218	\$7,414	\$7,414	\$402	\$402									
OR	Lane	Eugene	\$7,071	\$6,730	\$5,982		\$341	\$384	\$364							
OR	Lane	Springfield	\$8,329	\$7,763	\$6,597		\$566	\$1,166								
OR	Marion	Salem	\$9,839	\$9,069	\$8,767	\$385	\$385	\$302								
OR	Marion	Silverton	\$2,388	\$1,360		\$530	\$498	\$1,360								
OR	Multnomah	Portland	\$7,533	\$6,570	\$5,900	\$269	\$694	\$328	\$342							
OR	Washington	Tigard	\$10,062	\$9,302	\$8,968	\$760			\$334							
OR	Washington	Washington Co	\$10,214	\$9,468	\$8,968		\$746	\$500								
PA	Montgomery	Towamencin Twp	\$5,109	\$5,109	\$5,109		\$342	\$161	\$500						\$300	
SC	Beaufort	Beaufort Co	\$2,374	\$2,374	\$2,319						\$55					
SC	Beaufort	Hilton Head	\$6,506	\$5,636	\$5,636	\$384	\$486									
SC	Berkeley	Mt. Pleasant	\$4,187	\$3,280	\$2,840	\$187	\$720				\$190	\$120			\$130	

Retail per 1,000 sq. ft. (100,001 sq. ft. shopping center; 0.15 FAR; 3" meter)															
State	County	Jurisdiction	Total	Non-Util	Roads	Water	Sewer	Drain	Parks	Library	Fire	Police	GenGov	Schools	Other
TN	Rutherford	La Vergne	\$1,318	\$942	\$942	\$80	\$296								
TN	Rutherford	Smyrna	\$1,261	\$1,261	\$711						\$550				
TN	Sumner	Portland													\$400
TN	Sumner	White House	\$289	\$289	\$155						\$53	\$81			
TN	Williamson	Franklin	\$9,753	\$8,176	\$5,996	\$585	\$992								\$2,180
TN	Williamson	Nolensville	\$2,825	\$2,825	\$825										\$2,000
TX	Brazos	College Station	\$180			\$123	\$57								
TX	Collin	Allen	\$1,772	\$1,500	\$1,500	\$192	\$80								
TX	Collin	McKinney	\$4,424	\$4,131	\$4,131	\$260	\$33								
TX	Denton	Denton	\$1,222			\$833	\$389								
TX	Tarrant	Arlington	\$1,635	\$1,393	\$1,393	\$135	\$107								
TX	Tarrant	Colleyville	\$2,009	\$1,508	\$1,508	\$399	\$103								
TX	Tarrant	Ft. Worth	\$2,202		\$1,973	\$189	\$40								
TX	Williamson	Georgetown	\$556			\$355	\$201								
UT	Cache	Logan	\$691	\$511	\$270	\$39	\$140	\$90			\$118	\$33			
UT	Davis	Layton	\$13,486	\$13,342	\$3,730	\$144		\$8,957			\$655				
UT	Salt Lake	Draper	\$7,119	\$6,907	\$5,859	\$212		\$371			\$410	\$267			
UT	Salt Lake	Salt Lake City	\$4,129	\$4,129	\$3,280			\$229			\$320	\$300			
UT	Salt Lake	Sandy City	\$1,670	\$1,227		\$443		\$694	\$78		\$322	\$133			
UT	Salt Lake	West Jordan City	\$6,297	\$5,574	\$4,340	\$421	\$302	\$934			\$140	\$160			
UT	Salt Lake	West Valley City	\$1,797	\$1,797	\$1,343			\$185			\$156	\$113			
UT	Tooele	Tooele	\$798	\$320		\$354	\$124					\$320			
UT	Utah	Payson	\$604	\$225		\$146	\$233				\$225				
UT	Utah	Provo	\$3,263	\$2,952	\$2,396	\$114	\$197	\$556							
VA	Loudoun	Leesburg	\$1,916			\$749	\$1,167								
VA	Stafford	Stafford Co	\$3,700	\$2,036	\$2,036	\$1,104	\$560								
VT	Chittenden	Burlington	\$1,596	\$1,596	\$689				\$392		\$186	\$329			
VT	Chittenden	Williston	\$700	\$700	\$700										
WA	Clark	Vancouver	\$9,408	\$8,592	\$8,592	\$378	\$438								
WA	Cowlitz	Woodland	\$999	\$510		\$226	\$263				\$510				
WA	King	King Co													
WA	King	Bellevue	\$4,760	\$4,760	\$4,760										
WA	King	Bothell	\$12,435	\$11,410	\$10,460	\$690	\$335	\$950							
WA	King	Issaquah	\$27,821	\$27,821	\$21,160				\$4,940		\$760	\$912	\$49		
WA	King	Kirkland	\$7,013	\$5,011	\$4,620	\$1,506	\$497	\$391							
WA	Kitsap	Kitsap Co	\$960	\$960	\$960										
WA	Pierce	Pierce Co	\$2,151	\$2,151	\$2,151										
WA	Skagit	Anacortes	\$2,996	\$1,383		\$201	\$1,412	\$1,383							
WA	Skagit	Burlington	\$11,507	\$11,078	\$9,903		\$429	\$478	\$478		\$219				
WA	Snohomish	Snohomish Co	\$9,829	\$9,829	\$9,829										
WA	Thurston	Olympia	\$5,080	\$5,080	\$5,080										
WA	Thurston	Tumwater	\$5,690	\$5,690	\$5,690										
WA	Whatcom	Bellingham	\$10,476	\$8,638	\$7,132	\$616	\$1,222	\$1,507							
WV	Jefferson	Jefferson Co	\$1,740	\$1,740							\$1,653	\$87			
WI	Dane	Fitchburg				\$1,073									
WI	Jefferson	Oconomowoc	\$1,497	\$808	\$358	\$140	\$549				\$225	\$225			
WI	Ozaukee	Cedarburg	\$564	\$212		\$262	\$90				\$212				
WI	St Croix	Hudson	\$2,560	\$673		\$1,440	\$447	\$673							

Retail per 1,000 sq. ft. (100,001 sq. ft. shopping center; 0.15 FAR; 3" meter)																
Summary			Total	Non-Util	Roads	Water	Sewer	Drain	Parks	Library	Fire	Police	GenGov	Schools	Other	
		National Average	\$6,346	\$6,165	\$5,605	\$647	\$663	\$1,056	\$815	\$124	\$388	\$403	\$745	\$440	\$1,858	
		Sample Size	254	234	202	126	135	61	37	7	117	91	51	15	48	
		National Avg w/o CA	\$4,771	\$4,635	\$4,586	\$509	\$510	\$944	\$650		\$360	\$359	\$439		\$1,372	
		Sample Size w/o CA	216	196	164	107	110	38	25		101	75	28		31	
State Average Fees																
AR	4	4	\$981	\$808	\$1,915	\$173	\$115	n/a	n/a	n/a	\$309	\$388	n/a	n/a	n/a	
AZ	29	23	\$4,351	\$4,023	\$3,684	\$610	\$535	\$155	\$244	\$85	\$386	\$506	\$275	n/a	\$559	
CA	37	37	\$15,586	\$14,313	\$10,151	\$1,429	\$1,335	\$1,240	\$1,158	\$176	\$571	\$610	\$1,118	\$454	\$2,743	
CO	17	17	\$7,992	\$7,333	\$5,126	\$1,158	\$515	\$1,075	\$2,680	n/a	\$399	\$296	\$436	n/a	\$9,495	
DE	1	1	\$1,603	\$297	n/a	n/a	\$1,306	n/a	n/a	n/a	\$169	\$33	\$95	n/a	n/a	
FL	53	53	\$5,854	\$5,596	\$5,769	\$318	\$571	\$76	n/a	n/a	\$334	\$372	\$542	n/a	\$466	
GA	10	9	\$1,493	\$1,603	\$2,235	\$213	\$288	n/a	\$257	n/a	\$230	\$86	n/a	n/a	\$212	
HI	1	1	\$4,053	\$4,053	\$4,053	n/a	n/a	n/a	n/a	n/a	n/a	n/a	n/a	n/a	n/a	
ID	2	2	\$5,245	\$4,652	\$4,162	\$239	\$947	n/a	n/a	n/a	\$210	\$385	n/a	n/a	n/a	
IL	2	2	\$2,665	\$2,665	\$2,665	n/a	n/a	n/a	n/a	n/a	n/a	n/a	n/a	n/a	n/a	
IN	2	2	\$6,924	\$5,922	\$5,922	n/a	\$1,001	n/a	n/a	n/a	n/a	n/a	n/a	n/a	n/a	
KS	3	3	\$3,094	\$2,675	\$2,108	\$605	\$654	\$1,285	\$126	n/a	n/a	n/a	n/a	n/a	\$165	
LA	2	2	\$2,327	\$2,024	\$1,439	n/a	\$608	\$1,170	n/a	n/a	n/a	n/a	n/a	n/a	n/a	
MD	7	5	\$2,836	\$2,440	\$3,311	\$613	\$918	n/a	n/a	n/a	\$1,140	\$1,019	n/a	n/a	\$110	
MO	2	2	\$1,685	\$1,685	\$1,685	n/a	n/a	n/a	n/a	n/a	n/a	n/a	n/a	n/a	n/a	
MT	1	1	\$10,674	\$9,896	\$9,523	\$455	\$323	n/a	n/a	n/a	\$373	n/a	n/a	n/a	n/a	
NC	5	3	\$2,421	\$2,520	\$2,520	\$437	\$590	n/a	n/a	n/a	n/a	n/a	n/a	n/a	n/a	
NE	1	1	\$3,578	\$3,370	\$3,370	\$139	\$69	n/a	n/a	n/a	n/a	n/a	n/a	n/a	n/a	
NH	2	2	\$2,015	\$2,015	\$3,470	n/a	n/a	n/a	n/a	n/a	\$420	\$140	n/a	n/a	n/a	
NM	8	5	\$2,426	\$3,040	\$2,790	\$346	\$234	\$712	n/a	n/a	\$468	\$124	n/a	n/a	\$49	
NV	3	3	\$3,261	\$3,257	\$3,201	n/a	\$14	n/a	n/a	n/a	n/a	n/a	n/a	n/a	\$84	
OH	1	1	\$2,960	\$1,194	n/a	\$904	\$862	n/a	n/a	n/a	\$389	\$456	\$349	n/a	n/a	
OK	1	1	\$250	\$250	\$250	n/a	n/a	n/a	n/a	n/a	n/a	n/a	n/a	n/a	n/a	
OR	11	10	\$8,723	\$8,574	\$8,744	\$600	\$576	\$676	\$347	n/a	n/a	n/a	n/a	\$250	\$1,276	
PA	1	1	\$5,109	\$5,109	\$5,109	n/a	\$342	\$161	\$500	n/a	n/a	n/a	n/a	n/a	\$300	
SC	3	3	\$4,356	\$3,763	\$3,598	\$285	\$603	n/a	n/a	n/a	\$123	\$120	n/a	n/a	\$130	
TN	5	5	\$3,089	\$2,699	\$1,726	\$333	\$644	n/a	n/a	n/a	\$302	\$81	n/a	n/a	\$1,527	
TX	8	4	\$1,750	\$2,133	\$2,101	\$311	\$126	n/a	n/a	n/a	n/a	n/a	n/a	n/a	n/a	
UT	10	10	\$3,985	\$3,698	\$3,031	\$234	\$199	\$1,502	\$78	n/a	\$293	\$189	n/a	n/a	n/a	
VA	2	1	\$2,808	\$2,036	\$2,036	\$927	\$863	n/a	n/a	n/a	n/a	n/a	n/a	n/a	n/a	
VT	2	2	\$1,148	\$1,148	\$695	n/a	n/a	n/a	\$392	n/a	\$186	\$329	n/a	n/a	n/a	
WA	14	14	\$7,938	\$7,351	\$7,528	\$603	\$657	\$942	\$2,709	n/a	\$496	\$912	\$49	n/a	n/a	
WV	1	1	\$1,740	\$1,740	n/a	n/a	n/a	n/a	n/a	n/a	\$1,653	\$87	n/a	n/a	n/a	
WI	3	3	\$1,540	\$564	\$358	\$729	\$362	\$673	n/a	n/a	\$225	\$219	n/a	n/a	n/a	

Office per 1,000 sq. ft. (100,001 sq. ft. general office building; 0.25 FAR; 3" meter)															
State	County	Jurisdiction	Total	Non-Util	Roads	Water	Sewer	Drain	Parks	Library	Fire	Police	GenGov	Schools	Other
AR	Benton	Bentonville	\$658	\$310		\$191	\$156				\$310				
AR	Benton	Lowell	\$698	\$649			\$49				\$649				
AR	Faulkner	Conway	\$1,280	\$1,280	\$1,280										
AR	Washington	Fayetteville	\$976	\$681		\$155	\$140				\$293	\$388			
AZ	Cochise	Sierra Vista	\$2,470	\$2,470	\$1,930						\$110	\$430			
AZ	Gila	Sedona	\$2,818	\$2,818	\$1,150		\$1,205	\$73			\$250	\$140			
AZ	Maricopa	Avondale	\$2,930	\$1,615	\$158	\$496	\$819		\$240	\$50	\$917	\$150	\$100		
AZ	Maricopa	Buckeye	\$1,332	\$1,206	\$137	\$65	\$61		\$182	\$39					\$848
AZ	Maricopa	Chandler	\$6,942	\$4,970	\$4,360	\$1,043	\$929				\$320	\$210			\$80
AZ	Maricopa	Fountain Hills	\$243	\$243							\$243				
AZ	Maricopa	Gilbert	\$4,459	\$2,940	\$650	\$944	\$575		\$700				\$400		\$1,190
AZ	Maricopa	Glendale	\$3,405	\$1,034	\$2,235	\$294	\$207		\$67		\$563	\$39			
AZ	Maricopa	Goodyear	\$2,800	\$1,691	\$787	\$755	\$354		\$158		\$654	\$93			
AZ	Maricopa	Mesa	\$1,552	\$771		\$355	\$425	\$238			\$215	\$318			
AZ	Maricopa	Peoria	\$9,294	\$8,714	\$3,616	\$423	\$157		\$4,785		\$142	\$171			
AZ	Maricopa	Phoenix	\$5,123	\$2,221	\$1,391	\$1,847	\$1,055		\$78		\$337	\$355			\$60
AZ	Maricopa	Scottsdale	\$1,189			\$740	\$449								
AZ	Maricopa	Surprise	\$2,024	\$1,487	\$240	\$211	\$327				\$1,247				
AZ	Maricopa	Tempe	\$750			\$416	\$334								
AZ	Mojave	Bullhead City	\$35			\$35									
AZ	Navajo	Show Low	\$410		\$410										
AZ	Pima	Pima County	\$1,917	\$1,917	\$1,917										
AZ	Pima	Marana	\$7,756		\$6,606	\$514	\$636								
AZ	Pima	Oro Valley	\$3,694	\$1,978	\$1,822	\$1,716						\$156			
AZ	Pima	Tucson	\$4,555	\$4,313	\$3,797	\$242			\$38		\$157	\$321			
AZ	Pinal	Apache Junction	\$4,850	\$4,850	\$4,330							\$520			
AZ	Pinal	Casa Grande	\$3,999	\$3,542	\$2,261		\$457				\$667	\$112	\$502		
AZ	Pinal	Eloy	\$465	\$178		\$162	\$125					\$178			
AZ	Pinal	Florence	\$5,277	\$4,432	\$3,141	\$347	\$499		\$170	\$24	\$660	\$437			
AZ	Pinal	Queen Creek	\$3,088	\$2,001	\$679	\$478	\$608		\$552	\$109	\$285	\$90	\$286		
AZ	Yavapai	Yavapai County													
AZ	Yavapai	Chino Valley	\$2,174	\$1,130	\$970	\$84	\$960					\$160			
AZ	Yavapai	Prescott	\$2,177			\$1,653	\$524								
AZ	Yuma	Yuma	\$1,261	\$1,261	\$535						\$258	\$468			
CA	Alameda	Fremont	\$12,477	\$12,477	\$10,766						\$234		\$1,477		
CA	Alameda	Hayward	\$5,629	\$5,629	\$3,000	\$1,037	\$1,232							\$360	
CA	Alameda	Livermore	\$32,060	\$32,060	\$19,641		\$1,210	\$1,000	\$2,669				\$7,000	\$540	
CA	Alameda	San Leandro	\$3,543	\$3,543	\$2,220		\$663							\$540	\$120
CA	Contra Costa	Orinda	\$4,030	\$4,030	\$2,720			\$1,310							
CA	El Dorado	El Dorado Co	\$2,739	\$2,739	\$2,249									\$490	
CA	Fresno	Clovis	\$7,553	\$6,313	\$5,452	\$720	\$520		\$89		\$672	\$100			
CA	Kern	Bakersfield	\$3,102	\$2,462	\$1,795		\$640							\$470	\$197
CA	Los Angeles	Lancaster	\$3,443	\$3,443	\$1,760			\$760			\$876		\$47		
CA	Los Angeles	Long Beach	\$3,403	\$3,403	\$2,000						\$325	\$538		\$540	
CA	Monterey	Salinas	\$5,147	\$4,442	\$3,424		\$705	\$546							\$472
CA	Napa	St. Helena	\$18,940	\$15,170	\$5,650	\$3,310	\$460	\$1,740				\$1,100	\$2,060	\$510	\$4,110
CA	Orange	Brea	\$4,923	\$2,694	\$2,350	\$2,229					\$267	\$77			
CA	Placer	Rocklin	\$13,424	\$13,424	\$11,410			\$64					\$1,950		
CA	Sacramento	Citrus Heights	\$7,904	\$6,712	\$5,032		\$1,192		\$370					\$340	\$970
CA	Sacramento	Elk Grove	\$14,825	\$11,868	\$7,530	\$388	\$2,569	\$248	\$1,210		\$1,570	\$140	\$200		\$970

Office per 1,000 sq. ft. (100,001 sq. ft. general office building; 0.25 FAR; 3" meter)																
State	County	Jurisdiction	Total	Non-Util	Roads	Water	Sewer	Drain	Parks	Library	Fire	Police	GenGov	Schools	Other	
CA	Sacramento	Sacramento	\$18,353	\$17,254	\$10,310	\$280	\$819	\$193	\$530					\$470	\$5,752	
CA	San Bernardino	Highland	\$11,404	\$11,404	\$10,660			\$160			\$203	\$136	\$245			
CA	San Bernardino	Redlands	\$5,033	\$5,033	\$2,863			\$170		\$150	\$720	\$460	\$670			
CA	San Bernardino	Rialto	\$13,422	\$10,338	\$7,769	\$763	\$2,321	\$1,809	\$140		\$250	\$154	\$216			
CA	San Diego	Carlsbad	\$6,978	\$5,663	\$1,453	\$813	\$501	\$458					\$3,500		\$252	
CA	San Diego	Escondido	\$6,049	\$3,840	\$710	\$929	\$1,280	\$700					\$2,130		\$300	
CA	San Diego	San Diego	\$9,286	\$7,723	\$4,712	\$903	\$660				\$121		\$1,410	\$420	\$1,060	
CA	San Joaquin	Lodi	\$7,951	\$7,218	\$872	\$310	\$423	\$4,085	\$650		\$540	\$582	\$433		\$56	
CA	San Joaquin	Ripon	\$18,612	\$13,932	\$8,003	\$1,800	\$2,880	\$1,480	\$760		\$1,865	\$120	\$900	\$540	\$264	
CA	San Luis Obispo	Paso Robles	\$15,961	\$12,630	\$11,010	\$2,350	\$981				\$390	\$120	\$1,110			
CA	San Luis Obispo	San Luis Obispo	\$18,800	\$17,213	\$7,213	\$1,179	\$408								\$10,000	
CA	Santa Barbara	Carpinteria	\$21,301	\$21,301	\$16,860			\$1,056	\$2,740				\$270	\$330	\$45	
CA	Santa Barbara	Santa Maria	\$8,258	\$5,294	\$4,520	\$1,612	\$1,352		\$24	\$155	\$59	\$368	\$168			
CA	Santa Clara	Gilroy	\$23,409	\$19,340	\$16,662	\$687	\$3,382	\$140					\$2,538			
CA	Santa Clara	Palo Alto	\$31,380	\$30,180	\$5,124		\$1,200		\$5,144	\$262		\$743	\$937		\$17,970	
CA	Santa Cruz	Santa Cruz Co	\$8,826	\$8,826	\$6,606			\$2,220								
CA	Santa Cruz	Scotts Valley	\$14,182	\$14,182	\$10,840		\$982	\$175				\$2,017	\$167			
CA	Shasta	Redding	\$10,933	\$10,933	\$7,402	\$912	\$1,140	\$522			\$957					
CA	Solano	Vacaville	\$11,757	\$11,757	\$3,769	\$1,862	\$2,320	\$946			\$118	\$705	\$307	\$330	\$1,399	
CA	Sonoma	Windsor	\$13,357	\$13,357	\$7,461	\$790	\$1,768	\$1,664					\$1,674			
CA	Yolo	Davis	\$9,364	\$9,364	\$5,192			\$118	\$856			\$1,078	\$928	\$470	\$722	
CO	Adams	Adams Co	\$1,178	\$1,178	\$1,178											
CO	Adams	Commerce City	\$2,688	\$2,688	\$1,741			\$191	\$756							
CO	Boulder	Boulder	\$13,865	\$10,460	\$2,480	\$2,689	\$716	\$4,120			\$590	\$170	\$210		\$2,890	
CO	Eagle	Eagle Co	\$5,790	\$5,790	\$5,164						\$626					
CO	Eagle	Basalt	\$3,035	\$2,000	\$1,000	\$1,035									\$1,000	
CO	El Paso	Colorado Springs	\$3,118	\$650		\$2,044	\$424	\$650								
CO	Fremont	Canon City	\$152	\$152							\$152					
CO	Jefferson	Jefferson Co	\$3,980	\$3,980	\$3,980											
CO	La Plata	Durango	\$3,547	\$2,823	\$2,823	\$558	\$166									
CO	Larimer	Larimer Co	\$4,403	\$4,403	\$4,403											
CO	Larimer	Loveland	\$4,852	\$4,852	\$3,020			\$752			\$290	\$380	\$410			
CO	Larimer	Ft. Collins	\$7,917	\$5,749	\$4,031	\$1,120	\$1,048	\$718			\$284	\$160	\$556			
CO	Mesa	Mesa Co	\$1,801	\$1,801	\$1,801											
CO	Pitkin	Pitkin Co	\$48,044	\$48,044	\$5,040				\$4,100						\$38,904	
CO	Weld	Weld Co	\$2,691	\$2,691	\$2,174			\$200					\$317			
CO	Weld	Windsor	\$4,983	\$3,538	\$2,840	\$932	\$513	\$698								
CO	Weld	Greeley	\$4,996	\$4,700	\$4,266	\$71	\$225	\$66			\$301	\$67				
DE	New Castle	New Castle Co	\$1,759	\$453			\$1,306				\$297	\$14	\$142			
FL	Alachua	Alachua Co	\$4,351	\$4,351	\$4,275						\$76					
FL	Brevard	Brevard Co	\$78	\$78							\$44				\$34	
FL	Brevard	Cocoa	\$332	\$52		\$280					\$18				\$34	
FL	Brevard	Melbourne	\$239	\$239							\$18		\$187		\$34	
FL	Brevard	Palm Bay	\$52	\$52							\$18				\$34	
FL	Brevard	Rockledge	\$52	\$52							\$18				\$34	
FL	Broward	Broward Co	\$4,214	\$4,214	\$4,214											
FL	Broward	Ft. Lauderdale														
FL	Charlotte	Charlotte Co	\$1,862	\$1,862	\$1,518						\$104	\$96	\$144			
FL	Citrus	Citrus Co														

Office per 1,000 sq. ft. (100,001 sq. ft. general office building; 0.25 FAR; 3" meter)																
State	County	Jurisdiction	Total	Non-Util	Roads	Water	Sewer	Drain	Parks	Library	Fire	Police	GenGov	Schools	Other	
FL	Clay	Clay Co														
FL	Collier	Collier Co	\$9,150	\$8,332	\$6,758	\$416	\$402				\$668	\$222	\$404		\$280	
FL	Columbia	Columbia Co														
FL	Dade	Miami/Dade Co	\$9,600	\$9,600	\$8,900						\$327	\$373				
FL	Dade	Miami	\$9,582	\$9,582	\$8,900						\$336	\$206	\$140			
FL	DeSoto	DeSoto Co														
FL	Flagler	Flagler Co														
FL	Flagler	Palm Coast	\$7,416	\$6,361	\$6,097	\$438	\$617				\$264					
FL	Gilchrist	Gilchrist Co														
FL	Glades	Glades Co														
FL	Hardee	Hardee Co														
FL	Hendry	Hendry Co														
FL	Hernando	Hernando Co	\$573	\$573							\$171	\$62	\$335		\$5	
FL	Highlands	Highlands Co														
FL	Hillsborough	Hillsborough Co	\$2,502	\$1,934	\$1,893	\$264	\$304				\$41					
FL	Hillsborough	Plant City	\$2,433	\$1,815	\$1,281	\$119	\$499				\$262	\$272				
FL	Hillsborough	Tampa	\$3,425	\$3,425	\$3,425											
FL	Indian River	Indian River Co	\$5,004	\$5,004	\$4,321						\$229	\$312	\$142			
FL	Lake	Lake Co	\$3,924	\$3,924	\$2,623						\$1,301					
FL	Lake	Eustis	\$2,426	\$666		\$430	\$1,330				\$343	\$323				
FL	Lee	Lee Co	\$2,475	\$2,475	\$2,336						\$139					
FL	Lee	Bonita Springs	\$7,364	\$7,364	\$7,097						\$267					
FL	Lee	Cape Coral	\$3,660	\$2,960	\$2,634	\$243	\$458				\$162	\$163				
FL	Lee	Ft. Myers	\$3,230	\$2,540	\$2,336	\$354	\$335				\$204					
FL	Levy	Levy Co	\$898	\$898	\$818						\$80					
FL	Manatee	Manatee Co	\$2,562	\$2,562	\$1,823						\$133	\$606				
FL	Marion	Marion Co														
FL	Martin	Martin Co	\$2,944	\$2,944	\$2,277						\$80	\$273	\$314			
FL	Monroe	Monroe Co	\$2,914	\$2,914	\$684						\$64	\$112			\$2,054	
FL	Nassau	Nassau Co	\$1,647	\$1,647	\$1,053						\$143	\$177	\$274			
FL	Okaloosa	Destin	\$1,429	\$1,429	\$1,404							\$25				
FL	Orange	Orange Co.	\$3,263	\$3,263	\$3,037						\$117	\$109				
FL	Orange	Ocoee	\$6,409	\$4,081	\$3,681	\$587	\$1,741				\$235	\$165				
FL	Orange	Orlando	\$3,814	\$3,408	\$3,408		\$406									
FL	Orange	Winter Garden	\$6,004	\$5,576	\$4,466	\$163	\$265				\$610	\$500				
FL	Osceola	Osceola Co	\$4,713	\$4,713	\$4,623						\$90					
FL	Palm Beach	Palm Beach Co	\$2,570	\$2,570	\$2,412							\$10	\$148			
FL	Palm Beach	Palm Beach Gardens	\$3,657	\$3,657	\$3,111						\$184	\$214	\$148			
FL	Pasco	Pasco Co	\$1,556	\$913	\$851	\$234	\$410				\$62					
FL	Pinellas	Pinellas Co	\$2,823	\$2,767	\$2,767	\$56										
FL	Polk	Polk Co														
FL	Polk	Lakeland	\$4,790	\$4,790	\$4,233						\$207	\$350				
FL	Putnam	Putnam Co														
FL	Santa Rosa	Santa Rosa Co														
FL	St Johns	St. Johns Co	\$2,804	\$2,804	\$2,066						\$177	\$72	\$489			
FL	St Lucie	St. Lucie Co	\$3,713	\$3,713	\$2,755						\$334	\$322	\$302			
FL	Sarasota	Sarasota Co	\$4,827	\$3,877	\$3,004	\$544	\$406				\$178	\$102	\$177		\$416	
FL	Sarasota	North Port	\$322	\$322							\$122	\$115	\$85			
FL	Seminole	Seminole Co	\$1,944	\$1,944	\$1,872						\$72					

Office per 1,000 sq. ft. (100,001 sq. ft. general office building; 0.25 FAR; 3" meter)															
State	County	Jurisdiction	Total	Non-Util	Roads	Water	Sewer	Drain	Parks	Library	Fire	Police	GenGov	Schools	Other
FL	Seminole	Altamonte Springs	\$1,523	\$1,523	\$1,176						\$72	\$275			
FL	Seminole	Winter Springs	\$7,156	\$7,156	\$4,775						\$1,264	\$355	\$762		
FL	Sumter	Sumter Co	\$3,389	\$3,389	\$3,269						\$120				
FL	Volusia	Volusia Co	\$2,310	\$2,310	\$2,310										
FL	Volusia	Daytona Beach	\$2,310	\$2,310	\$2,310										
FL	Volusia	Deland	\$2,662	\$2,662	\$2,310	\$0	\$0				\$22	\$30	\$300		
FL	Volusia	Deltona	\$5,404	\$3,578	\$3,578	\$543	\$1,283								
FL	Volusia	Ormond Beach	\$3,129	\$2,497	\$2,435	\$320	\$312	\$62							
FL	Volusia	Port Orange	\$4,114	\$3,619	\$3,419	\$249	\$246				\$200				
GA	Cherokee	Canton	\$1,377	\$1,377	\$989				\$173		\$173	\$43			
GA	Cherokee	Cherokee Co	\$1,611	\$1,611	\$631						\$646	\$334			
GA	Effingham	Effingham Co	\$501			\$213	\$288								
GA	Forsyth	Forsyth Co	\$86	\$86							\$86				
GA	Fulton	Alpharetta	\$1,423	\$1,423	\$1,211				\$14		\$198				
GA	Fulton	Atlanta	\$1,935	\$1,935	\$1,608				\$241		\$67	\$19			
GA	Fulton	Roswell	\$1,526	\$1,526	\$1,176						\$320				\$30
GA	Hall	Hall Co	\$172	\$172											\$172
GA	Henry	Henry Co	\$1,225	\$1,225											\$1,225
GA	Henry	McDonough	\$684	\$684											\$684
HI	Honolulu	Honolulu	\$3,403	\$3,403	\$3,403										
ID	Ada	Boise	\$4,846	\$4,846	\$4,576						\$210	\$60			
ID	Kootenai	Post Falls	\$2,026	\$840	\$590	\$239	\$947					\$250			
IL	DeKalb	DeKalb (city)													
IL	DuPage	DuPage County	\$2,114	\$2,114	\$2,114										
IL	Kane	Kane County	\$2,717	\$2,717	\$2,717										
IN	Hamilton	Fishers	\$3,210	\$2,610	\$2,610		\$600								
IN	Hamilton	Noblesville	\$1,646	\$1,211	\$1,211		\$434								
KS	Johnson	Lenexa	\$2,966	\$2,966	\$1,395			\$1,285	\$121						\$165
KS	Johnson	Olathe	\$2,479	\$1,220	\$1,090	\$605	\$654		\$130						
KS	Johnson	Overland Park	\$860	\$860	\$860										
LA	E Baton Rouge	Baton Rouge	\$1,403	\$795	\$795		\$608								
LA	St Tammany	St Tammany Parish	\$3,343	\$3,343	\$2,173			\$1,170							
MD	Anne Arundel	Anne Arundel Co	\$8,934	\$6,710	\$6,353	\$1,008	\$1,216					\$357			
MD	Calvert	Calvert Co	\$1,454	\$110		\$480	\$864								\$110
MD	Carroll	Carroll Co													
MD	Charles	Charles Co	\$2,065			\$719	\$1,346								
MD	Frederick	Frederick Co	\$1,208			\$504	\$704								
MD	Harford	Harford Co													
MD	Howard	Howard Co	\$1,150	\$1,150	\$1,150										
MD	Montgomery	Montgomery Co	\$2,087	\$1,275	\$1,275	\$352	\$460								
MD	Queen Anne's	Queen Anne's Co	\$1,710	\$1,710							\$1,710				
MD	St. Mary's	St. Mary's Co													
MO	Clay/Jackson	Kansas City	\$1,049	\$1,049	\$1,049										
MO	Jackson	Lee's Summit	\$848	\$848	\$848										
MT	Gallatin	Bozeman	\$5,273	\$4,495	\$4,122	\$455	\$323				\$373				

Office per 1,000 sq. ft. (100,001 sq. ft. general office building; 0.25 FAR; 3" meter)															
State	County	Jurisdiction	Total	Non-Util	Roads	Water	Sewer	Drain	Parks	Library	Fire	Police	GenGov	Schools	Other
NC	Chatham	Chatham Co.	\$300			\$300									
NC	Durham	Durham	\$2,089	\$1,706	\$1,706	\$223	\$160								
NC	Orange	Orange Co.	\$1,553			\$574	\$979								
NC	Wake	Cary	\$2,543	\$1,833	\$1,833	\$235	\$475								
NC	Wake	Raleigh	\$3,197	\$2,111	\$2,111	\$598	\$488								
NE	Lancaster	Lincoln	\$3,938	\$3,730	\$3,730	\$139	\$69								
NH	Hillsborough	Manchester													
NH	Merrimack	Concord	\$1,620	\$1,620	\$1,620										
NH	Rockingham	Salem	\$540	\$540							\$370	\$170			
NH	Rockingham	Fremont													
NM	Bernalillo	Albuquerque	\$2,456	\$1,939	\$1,708	\$295	\$222	\$194				\$38			
NM	Bernalillo	Bernalillo Co	\$1,117	\$1,117	\$753			\$230			\$134				
NM	Dona Ana	Las Cruces	\$660			\$182	\$114				\$364				
NM	Lincoln	Ruidoso	\$943			\$614	\$329								
NM	Sandoval	Rio Rancho	\$5,785	\$4,895	\$3,094	\$522	\$368	\$1,430			\$335				\$36
NM	Santa Fe	Santa Fe	\$3,051	\$2,597	\$2,429	\$314	\$140				\$124	\$44			
NM	Santa Fe	Santa Fe County	\$335	\$335							\$335				
NM	Valencia	Los Lunas	\$375			\$146	\$229								
NV	Churchill	Churchill County													
NV	Clark	Las Vegas	\$1,081	\$1,067	\$983		\$14								\$84
NV	Clark	Mesquite	\$1,078	\$1,078	\$994										\$84
NV	Washoe	Reno	\$3,991	\$3,991	\$3,991										
OH	Butler	Middletown													
OH	Delaware	Delaware (city)	\$3,096	\$1,330		\$904	\$862				\$574	\$240	\$516		
OK	Cleveland	Moore	\$250	\$250	\$250										
OR	Clackamas	Clackamas Co.	\$8,165	\$7,109	\$6,859		\$1,056								
OR	Clackamas	West Linn	\$12,405	\$10,211	\$8,860	\$1,404	\$790	\$690						\$250	
OR	Deschutes	Bend	\$4,048	\$3,312	\$3,312	\$452	\$284								\$661
OR	Josephine	Grants Pass	\$2,864	\$2,060	\$2,060	\$402	\$402								
OR	Lane	Eugene	\$4,405	\$4,064	\$2,680		\$341	\$384	\$1,000						
OR	Lane	Springfield	\$2,961	\$2,395	\$1,229		\$566	\$1,166							
OR	Marion	Salem	\$3,320	\$2,550	\$2,248	\$385	\$385	\$302							
OR	Marion	Silverton	\$2,388	\$1,360		\$530	\$498	\$1,360							
OR	Multnomah	Portland	\$5,285	\$4,322	\$3,560	\$269	\$694	\$328	\$434						
OR	Washington	Tigard	\$8,397	\$7,637	\$6,869	\$760			\$768						
OR	Washington	Washington Co	\$8,115	\$7,369	\$6,869		\$746	\$500							
PA	Montgomery	Towamencin Twp	\$6,549	\$3,274	\$3,274		\$571	\$161	\$500						\$300
SC	Beaufort	Beaufort Co	\$1,320	\$1,320	\$1,265						\$55				
SC	Beaufort	Hilton Head	\$4,123	\$3,253	\$3,253	\$384	\$486								
SC	Berkeley	Mt. Pleasant	\$2,447	\$1,540	\$1,100	\$187	\$720				\$190	\$120			\$130

Office per 1,000 sq. ft. (100,001 sq. ft. general office building; 0.25 FAR; 3" meter)															
State	County	Jurisdiction	Total	Non-Util	Roads	Water	Sewer	Drain	Parks	Library	Fire	Police	GenGov	Schools	Other
TN	Rutherford	La Vergne	\$1,681	\$1,305	\$1,305	\$80	\$296								
TN	Rutherford	Smyrna	\$1,566	\$1,566	\$1,256						\$310				
TN	Sumner	Portland													\$400
TN	Sumner	White House	\$155	\$155	\$93						\$25	\$37			
TN	Williamson	Franklin	\$7,802	\$6,225	\$4,045	\$585	\$992								\$2,180
TN	Williamson	Nolensville	\$2,944	\$2,944	\$944										\$2,000
TX	Brazos	College Station	\$180			\$123	\$57								
TX	Collin	Allen	\$1,022	\$750	\$750	\$192	\$80								
TX	Collin	McKinney	\$3,564	\$3,271	\$3,271	\$260	\$33								
TX	Denton	Denton	\$1,222			\$833	\$389								
TX	Tarrant	Arlington	\$1,495	\$1,253	\$1,253	\$135	\$107								
TX	Tarrant	Colleyville	\$1,280	\$779	\$779	\$399	\$103								
TX	Tarrant	Ft. Worth	\$2,244		\$2,015	\$189	\$40								
TX	Williamson	Georgetown	\$556			\$355	\$201								
UT	Cache	Logan	\$419	\$239	\$112	\$39	\$140	\$47			\$62	\$18			
UT	Davis	Layton	\$11,759	\$11,615	\$2,190	\$144		\$8,957			\$468				
UT	Salt Lake	Draper	\$3,329	\$3,117	\$2,331	\$212		\$137			\$542	\$107			
UT	Salt Lake	Salt Lake City	\$3,087	\$3,087	\$2,330			\$137			\$320	\$300			
UT	Salt Lake	Sandy City	\$1,199	\$756		\$443		\$416	\$49		\$206	\$85			
UT	Salt Lake	West Jordan City	\$3,407	\$2,684	\$1,470	\$421	\$302	\$934			\$200	\$80			
UT	Salt Lake	West Valley City	\$1,547	\$1,547	\$1,245			\$111			\$111	\$80			
UT	Tooele	Tooele	\$798	\$320		\$354	\$124					\$320			
UT	Utah	Payson	\$604	\$225		\$146	\$233				\$225				
UT	Utah	Provo	\$1,481	\$1,170	\$614	\$114	\$197	\$556							
VA	Loudoun	Leesburg	\$1,916			\$749	\$1,167								
VA	Stafford	Stafford Co	\$4,270	\$2,606	\$2,606	\$1,104	\$560								
VT	Chittenden	Burlington	\$1,541	\$1,541	\$634				\$392		\$186	\$329			
VT	Chittenden	Williston	\$700	\$700	\$700										
WA	Clark	Vancouver	\$3,019	\$2,203	\$2,203	\$378	\$438								
WA	Cowlitz	Woodland	\$999	\$510		\$226	\$263				\$510				
WA	King	King Co													
WA	King	Bellevue	\$8,550	\$8,550	\$8,550										
WA	King	Bothell	\$12,575	\$11,550	\$10,600	\$690	\$335	\$950							
WA	King	Issaquah	\$13,250	\$13,250	\$11,590				\$1,250		\$238	\$123	\$49		
WA	King	Kirkland	\$10,023	\$8,021	\$7,630	\$1,506	\$497	\$391							
WA	Kitsap	Kitsap Co	\$550	\$550	\$550										
WA	Pierce	Pierce Co	\$1,795	\$1,795	\$1,795										
WA	Skagit	Anacortes	\$2,996	\$1,383		\$201	\$1,412	\$1,383							
WA	Skagit	Burlington	\$5,582	\$5,153	\$3,956		\$429	\$478	\$500		\$219				
WA	Snohomish	Snohomish Co	\$2,521	\$2,521	\$2,521										
WA	Thurston	Olympia	\$6,790	\$6,790	\$6,790										
WA	Thurston	Tumwater	\$7,040	\$7,040	\$7,040										
WA	Whatcom	Bellingham	\$5,591	\$3,753	\$2,849	\$616	\$1,222	\$904							
WV	Jefferson	Jefferson Co	\$577	\$577							\$548	\$29			
WI	Dane	Fitchburg				\$1,073									
WI	Jefferson	Oconomowoc	\$1,497	\$808	\$358	\$140	\$549				\$225	\$225			
WI	Ozaukee	Cedarburg	\$564	\$212		\$262	\$90				\$212				
WI	St Croix	Hudson	\$1,536	\$404		\$864	\$268	\$404							

Office per 1,000 sq. ft. (100,001 sq. ft. general office building; 0.25 FAR; 3" meter)															
Summary	Total	Non-Util	Roads	Water	Sewer	Drain	Parks	Library	Fire	Police	GenGov	Schools	Other		
National Average	\$4,536	\$4,214	\$3,403	\$606	\$640	\$891	\$881	\$113	\$339	\$259	\$751	\$440	\$2,100		
Sample Size	254	235	203	127	136	61	37	7	118	91	51	15	48		
National Avg w/o CA	\$3,338	\$3,046	\$2,734	\$501	\$499	\$862	\$696		\$302	\$201	\$285		\$1,812		
Sample Size w/o CA	217	198	166	108	111	38	25		102	75	28		31		
State Average Fees															
AR	\$903	\$730	\$1,280	\$173	\$115	n/a	n/a	n/a	\$417	\$388	n/a	n/a	n/a		
AZ	\$3,069	\$2,512	\$1,960	\$610	\$535	\$155	\$697	\$56	\$452	\$248	\$286	n/a	\$544		
CA	\$11,561	\$10,465	\$6,406	\$1,204	\$1,264	\$938	\$1,265	\$189	\$573	\$527	\$1,319	\$454	\$2,627		
CO	\$6,885	\$6,206	\$3,063	\$1,207	\$515	\$924	\$2,428	n/a	\$374	\$194	\$373	n/a	\$14,265		
DE	\$1,759	\$453	n/a	n/a	\$1,306	n/a	n/a	n/a	\$297	\$14	\$142	n/a	n/a		
FL	\$3,425	\$3,156	\$3,212	\$308	\$563	\$62	n/a	n/a	\$223	\$216	\$272	n/a	\$325		
GA	\$1,054	\$1,115	\$1,123	\$213	\$288	n/a	\$143	n/a	\$248	\$132	n/a	n/a	\$528		
HI	\$3,403	\$3,403	\$3,403	n/a	n/a	n/a	n/a	n/a	n/a	n/a	n/a	n/a	n/a		
ID	\$3,436	\$2,843	\$2,583	\$239	\$947	n/a	n/a	n/a	\$210	\$155	n/a	n/a	n/a		
IL	\$2,416	\$2,416	\$2,416	n/a	n/a	n/a	n/a	n/a	n/a	n/a	n/a	n/a	n/a		
IN	\$2,428	\$1,910	\$1,910	n/a	\$517	n/a	n/a	n/a	n/a	n/a	n/a	n/a	n/a		
KS	\$2,102	\$1,682	\$1,115	\$605	\$654	\$1,285	\$126	n/a	n/a	n/a	n/a	n/a	\$165		
LA	\$2,373	\$2,069	\$1,484	n/a	\$608	\$1,170	n/a	n/a	n/a	n/a	n/a	n/a	n/a		
MD	\$2,658	\$2,191	\$2,926	\$613	\$918	n/a	n/a	n/a	\$1,710	\$357	n/a	n/a	\$110		
MO	\$949	\$949	\$949	n/a	n/a	n/a	n/a	n/a	n/a	n/a	n/a	n/a	n/a		
MT	\$5,273	\$4,495	\$4,122	\$455	\$323	n/a	n/a	n/a	\$373	n/a	n/a	n/a	n/a		
NC	\$1,936	\$1,883	\$1,883	\$386	\$525	n/a	n/a	n/a	n/a	n/a	n/a	n/a	n/a		
NE	\$3,938	\$3,730	\$3,730	\$139	\$69	n/a	n/a	n/a	n/a	n/a	n/a	n/a	n/a		
NH	\$1,080	\$1,080	\$1,620	n/a	n/a	n/a	n/a	n/a	\$370	\$170	n/a	n/a	n/a		
NM	\$1,840	\$2,177	\$1,996	\$346	\$234	\$618	n/a	n/a	\$258	\$41	n/a	n/a	\$36		
NV	\$2,050	\$2,045	\$1,989	n/a	\$14	n/a	n/a	n/a	n/a	n/a	n/a	n/a	\$84		
OH	\$3,096	\$1,330	n/a	\$904	\$862	n/a	n/a	n/a	\$574	\$240	\$516	n/a	n/a		
OK	\$250	\$250	\$250	n/a	n/a	n/a	n/a	n/a	n/a	n/a	n/a	n/a	n/a		
OR	\$5,668	\$4,763	\$4,455	\$600	\$576	\$676	\$734	n/a	n/a	n/a	n/a	\$250	\$661		
PA	\$6,549	\$3,274	\$3,274	n/a	\$571	\$161	\$500	n/a	n/a	n/a	n/a	n/a	\$300		
SC	\$2,630	\$2,038	\$1,873	\$285	\$603	n/a	n/a	n/a	\$123	\$120	n/a	n/a	\$130		
TN	\$2,830	\$2,439	\$1,529	\$333	\$644	n/a	n/a	n/a	\$167	\$37	n/a	n/a	\$1,527		
TX	\$1,446	\$1,513	\$1,614	\$311	\$126	n/a	n/a	n/a	n/a	n/a	n/a	n/a	n/a		
UT	\$2,763	\$2,476	\$1,470	\$234	\$199	\$1,412	\$49	n/a	\$267	\$141	n/a	n/a	n/a		
VA	\$3,093	\$2,606	\$2,606	\$927	\$863	n/a	n/a	n/a	n/a	n/a	n/a	n/a	n/a		
VT	\$1,121	\$1,121	\$667	n/a	n/a	n/a	\$392	n/a	\$186	\$329	n/a	n/a	n/a		
WA	\$5,806	\$5,219	\$5,506	\$603	\$657	\$821	\$875	n/a	\$322	\$123	\$49	n/a	n/a		
WV	\$577	\$577	n/a	n/a	n/a	n/a	n/a	n/a	\$548	\$29	n/a	n/a	n/a		
WI	\$1,199	\$475	\$358	\$585	\$302	\$404	n/a	n/a	\$225	\$219	n/a	n/a	n/a		

Industrial per 1,000 sq. ft. (100,001 sq. ft. building; 0.15 FAR; 3" meter)															
State	County	Jurisdiction	Total	Non-Util	Roads	Water	Sewer	Drain	Parks	Library	Fire	Police	GenGov	Schools	Other
AR	Benton	Bentonville	\$538	\$190		\$191	\$156				\$190				
AR	Benton	Lowell	\$469	\$420			\$49				\$420				
AR	Faulkner	Conway	\$808	\$808	\$808										
AR	Washington	Fayetteville	\$567	\$272		\$155	\$140				\$117	\$155			
AZ	Cochise	Sierra Vista	\$1,510	\$1,510	\$1,180						\$70	\$260			
AZ	Gila	Sedona	\$2,258	\$2,258	\$720		\$1,205	\$73				\$160	\$100		
AZ	Maricopa	Avondale	\$1,815	\$500	\$100	\$496	\$819		\$130	\$30	\$100	\$80	\$60		
AZ	Maricopa	Buckeye	\$558	\$432	\$127	\$65	\$61		\$49	\$11					\$245
AZ	Maricopa	Chandler	\$4,462	\$2,490	\$2,300	\$1,043	\$929				\$100	\$70			\$20
AZ	Maricopa	Fountain Hills	\$243	\$243							\$243				
AZ	Maricopa	Gilbert	\$2,819	\$1,300	\$470	\$944	\$575						\$200		\$630
AZ	Maricopa	Glendale	\$1,386	\$885	\$721	\$294	\$207		\$23		\$129	\$12			
AZ	Maricopa	Goodyear	\$2,220	\$1,111	\$787	\$755	\$354		\$46		\$193	\$86			
AZ	Maricopa	Mesa	\$1,878	\$1,097		\$355	\$425	\$238			\$215	\$318	\$326		
AZ	Maricopa	Peoria	\$2,650	\$2,070	\$1,948	\$423	\$157		\$15		\$48	\$58			
AZ	Maricopa	Phoenix	\$4,218	\$1,316	\$972	\$1,847	\$1,055		\$22		\$133	\$140			\$49
AZ	Maricopa	Scottsdale	\$1,189			\$740	\$449								
AZ	Maricopa	Surprise	\$1,206	\$669	\$150	\$211	\$327				\$519				
AZ	Maricopa	Tempe	\$750			\$416	\$334								
AZ	Mojave	Bullhead City	\$35			\$35									
AZ	Navajo	Show Low	\$525		\$525										
AZ	Pima	Pima County	\$2,113	\$2,113	\$2,113										
AZ	Pima	Marana	\$1,943		\$793	\$514	\$636								
AZ	Pima	Oro Valley	\$2,764	\$1,048	\$983	\$1,716						\$65			
AZ	Pima	Tucson	\$1,564	\$1,322	\$806	\$242			\$38		\$157	\$321			
AZ	Pinal	Apache Junction	\$2,530	\$2,530	\$2,260							\$270			
AZ	Pinal	Casa Grande	\$2,718	\$2,261	\$1,385		\$457				\$460	\$70	\$346		
AZ	Pinal	Eloy	\$364	\$77		\$162	\$125					\$77			
AZ	Pinal	Florence	\$2,342	\$1,497	\$1,015	\$347	\$499		\$128	\$18	\$202	\$134			
AZ	Pinal	Queen Creek	\$3,023	\$1,936	\$429	\$478	\$608		\$650	\$128	\$335	\$56	\$338		
AZ	Yavapai	Yavapai County													
AZ	Yavapai	Chino Valley	\$3,984	\$2,940	\$2,780	\$84	\$960					\$160			
AZ	Yavapai	Prescott	\$2,177			\$1,653	\$524								
AZ	Yuma	Yuma	\$806	\$806	\$339						\$171	\$296			
CA	Alameda	Fremont	\$4,408	\$4,408	\$3,552						\$117		\$739		
CA	Alameda	Hayward	\$4,069	\$4,069	\$1,440	\$1,037	\$1,232							\$360	
CA	Alameda	Livermore	\$19,487	\$19,487	\$11,996		\$1,210	\$1,000	\$1,241				\$3,500	\$540	
CA	Alameda	San Leandro	\$2,513	\$2,513	\$1,190		\$663							\$540	\$120
CA	Contra Costa	Orinda	\$4,030	\$4,030	\$2,720			\$1,310							
CA	El Dorado	El Dorado Co	\$1,920	\$1,920	\$1,430									\$490	
CA	Fresno	Clovis	\$3,523	\$2,283	\$1,467	\$720	\$520		\$44		\$672	\$100			
CA	Kern	Bakersfield	\$2,734	\$2,094	\$1,296		\$640							\$470	\$328
CA	Los Angeles	Lancaster	\$2,353	\$2,353	\$670			\$760			\$876		\$47		
CA	Los Angeles	Long Beach	\$1,990	\$1,990	\$1,100						\$132	\$218		\$540	
CA	Monterey	Salinas	\$4,254	\$3,549	\$2,168		\$705	\$909							\$472
CA	Napa	St. Helena	\$14,490	\$9,460	\$3,590	\$4,410	\$620	\$1,740				\$1,100	\$1,260	\$510	\$1,260
CA	Orange	Brea	\$3,657	\$1,428	\$1,250	\$2,229					\$138	\$40			
CA	Placer	Rocklin	\$7,027	\$7,027	\$5,951			\$106					\$970		
CA	Sacramento	Citrus Heights	\$6,322	\$5,130	\$4,440		\$1,192		\$90					\$340	\$260
CA	Sacramento	Elk Grove	\$10,356	\$6,480	\$4,870	\$388	\$3,488		\$410		\$510	\$30	\$50		\$610

Industrial per 1,000 sq. ft. (100,001 sq. ft. building; 0.15 FAR; 3" meter)															
State	County	Jurisdiction	Total	Non-Util	Roads	Water	Sewer	Drain	Parks	Library	Fire	Police	GenGov	Schools	Other
CA	Sacramento	Sacramento	\$15,131	\$14,032	\$4,266	\$280	\$819	\$1,890	\$160					\$470	\$7,246
CA	San Bernardino	Highland	\$7,918	\$7,918	\$7,415			\$191			\$60	\$7	\$245		
CA	San Bernardino	Redlands	\$2,622	\$2,622	\$1,812			\$150		\$50	\$240	\$150	\$220		
CA	San Bernardino	Rialto	\$8,856	\$7,843	\$5,729	\$763	\$250	\$1,809	\$120		\$76	\$46	\$63		
CA	San Diego	Carlsbad	\$6,918	\$5,604	\$920	\$813	\$501	\$763					\$3,500		\$420
CA	San Diego	Escondido	\$4,299	\$2,950	\$340	\$929	\$420	\$700					\$1,610		\$300
CA	San Diego	San Diego	\$6,527	\$4,964	\$2,983	\$903	\$660				\$121		\$800	\$420	\$640
CA	San Joaquin	Lodi	\$8,720	\$7,987	\$443	\$310	\$423	\$6,808	\$217		\$180	\$176	\$144		\$19
CA	San Joaquin	Ripon	\$23,200	\$13,467	\$7,366	\$3,000	\$6,733	\$3,000	\$467		\$1,033	\$67	\$553	\$540	\$441
CA	San Luis Obispo	Paso Robles	\$7,271	\$3,940	\$3,090	\$2,350	\$981				\$210	\$30	\$610		
CA	San Luis Obispo	San Luis Obispo	\$13,670	\$12,083	\$2,083	\$1,179	\$408								\$10,000
CA	Santa Barbara	Carpinteria	\$12,346	\$12,346	\$8,030			\$1,761	\$1,990				\$190	\$330	\$45
CA	Santa Barbara	Santa Maria	\$7,358	\$4,394	\$3,620	\$1,612	\$1,352		\$24	\$155	\$59	\$368	\$168		
CA	Santa Clara	Gilroy	\$9,738	\$5,669	\$4,373	\$687	\$3,382	\$173					\$1,123		
CA	Santa Clara	Palo Alto	\$28,332	\$27,132	\$3,336		\$1,200		\$5,144	\$262		\$186	\$234		\$17,970
CA	Santa Cruz	Santa Cruz Co	\$6,402	\$6,402	\$4,182			\$2,220							
CA	Santa Cruz	Scotts Valley	\$11,141	\$11,141	\$6,460		\$982	\$175				\$3,362	\$161		
CA	Shasta	Redding	\$6,756	\$6,756	\$3,806	\$912	\$1,140	\$380			\$518				
CA	Solano	Vacaville	\$8,496	\$8,496	\$2,758	\$1,862	\$770	\$1,577			\$197	\$199	\$214	\$330	\$588
CA	Sonoma	Windsor	\$10,875	\$10,875	\$4,827	\$790	\$1,768	\$2,774					\$716		
CA	Yolo	Davis	\$2,214	\$2,214	\$480			\$118	\$223			\$280	\$241	\$470	\$402
CO	Adams	Adams Co	\$776	\$776	\$776										
CO	Adams	Commerce City	\$2,725	\$2,725	\$1,146			\$319	\$1,260						
CO	Boulder	Boulder	\$12,185	\$8,780	\$2,480	\$2,689	\$716	\$4,120			\$80	\$60	\$120		\$1,920
CO	Eagle	Eagle Co	\$3,816	\$3,816	\$3,190						\$626				
CO	Eagle	Basalt	\$2,518	\$2,000	\$1,000		\$518								\$1,000
CO	El Paso	Colorado Springs	\$3,552	\$1,084		\$2,044	\$424	\$1,084							
CO	Fremont	Canon City	\$152	\$152							\$152				
CO	Jefferson	Jefferson Co	\$1,720	\$1,720	\$1,720										
CO	La Plata	Durango	\$2,687	\$1,963	\$1,963	\$558	\$166								
CO	Larimer	Larimer Co	\$2,716	\$2,716	\$2,716										
CO	Larimer	Loveland	\$1,698	\$1,698	\$870			\$708			\$30	\$40	\$50		
CO	Larimer	Ft. Collins	\$6,072	\$3,904	\$2,461	\$1,120	\$1,048	\$1,196			\$71	\$41	\$135		
CO	Mesa	Mesa Co	\$1,249	\$1,249	\$1,249										
CO	Pitkin	Pitkin Co	\$16,734	\$16,734	\$2,520				\$4,100						\$10,114
CO	Weld	Weld Co	\$2,500	\$2,500	\$2,141			\$200					\$159		
CO	Weld	Windsor	\$4,224	\$2,779	\$1,799	\$932	\$513	\$980							
CO	Weld	Greeley	\$1,984	\$1,688	\$1,476	\$71	\$225	\$66			\$119	\$27			
DE	New Castle	New Castle Co	\$1,578	\$272			\$1,306				\$177	\$7	\$88		
FL	Alachua	Alachua Co	\$2,933	\$2,933	\$2,857						\$76				
FL	Brevard	Brevard Co	\$78	\$78							\$44				\$34
FL	Brevard	Cocoa	\$332	\$52		\$280					\$18				\$34
FL	Brevard	Melbourne	\$239	\$239							\$18		\$187		\$34
FL	Brevard	Palm Bay	\$52	\$52							\$18				\$34
FL	Brevard	Rockledge	\$52	\$52							\$18				\$34
FL	Broward	Broward Co	\$2,891	\$2,891	\$2,891										
FL	Broward	Ft. Lauderdale													
FL	Charlotte	Charlotte Co	\$1,113	\$1,113	\$1,113										
FL	Citrus	Citrus Co													

Industrial per 1,000 sq. ft. (100,001 sq. ft. building; 0.15 FAR; 3" meter)																
State	County	Jurisdiction	Total	Non-Util	Roads	Water	Sewer	Drain	Parks	Library	Fire	Police	GenGov	Schools	Other	
FL	Clay	Clay Co														
FL	Collier	Collier Co	\$6,392	\$5,574	\$4,333	\$416	\$402				\$645	\$149	\$271		\$176	
FL	Columbia	Columbia Co														
FL	Dade	Miami/Dade Co	\$7,234	\$7,234	\$5,527						\$1,334	\$373				
FL	Dade	Miami	\$5,931	\$5,931	\$5,527						\$210	\$107	\$87			
FL	DeSoto	DeSoto Co														
FL	Flagler	Flagler Co														
FL	Flagler	Palm Coast	\$4,587	\$3,532	\$3,268	\$438	\$617				\$264					
FL	Gilchrist	Gilchrist Co														
FL	Glades	Glades Co														
FL	Hardee	Hardee Co														
FL	Hendry	Hendry Co														
FL	Hernando	Hernando Co	\$288	\$288							\$86	\$31	\$168		\$3	
FL	Highlands	Highlands Co														
FL	Hillsborough	Hillsborough Co	\$1,571	\$1,003	\$994	\$264	\$304				\$9					
FL	Hillsborough	Plant City	\$1,240	\$622	\$278	\$119	\$499				\$139	\$205				
FL	Hillsborough	Tampa	\$1,359	\$1,359	\$1,359											
FL	Indian River	Indian River Co	\$962	\$962	\$663						\$101	\$137	\$61			
FL	Lake	Lake Co	\$1,609	\$1,609	\$1,505						\$104					
FL	Lake	Eustis	\$2,127	\$367		\$430	\$1,330				\$189	\$178				
FL	Lee	Lee Co	\$2,054	\$2,054	\$1,983						\$71					
FL	Lee	Bonita Springs	\$6,154	\$6,154	\$6,017						\$137					
FL	Lee	Cape Coral	\$3,336	\$2,636	\$2,310	\$243	\$458				\$162	\$163				
FL	Lee	Ft. Myers	\$2,777	\$2,087	\$1,983	\$354	\$335				\$104					
FL	Levy	Levy Co	\$789	\$789	\$709						\$80					
FL	Manatee	Manatee Co	\$994	\$994	\$776						\$76	\$142				
FL	Marion	Marion Co														
FL	Martin	Martin Co	\$1,347	\$1,347	\$1,045						\$12	\$135	\$155			
FL	Monroe	Monroe Co	\$2,543	\$2,543	\$406						\$64	\$19			\$2,054	
FL	Nassau	Nassau Co	\$901	\$901	\$597						\$73	\$91	\$140			
FL	Okaloosa	Destin	\$894	\$894	\$888							\$6				
FL	Orange	Orange Co.	\$1,790	\$1,790	\$1,622						\$50	\$118				
FL	Orange	Ocoee	\$5,224	\$2,896	\$2,496	\$587	\$1,741				\$235	\$165				
FL	Orange	Orlando	\$2,275	\$1,869	\$1,869		\$406									
FL	Orange	Winter Garden	\$2,942	\$2,514	\$1,404	\$163	\$265				\$610	\$500				
FL	Osceola	Osceola Co	\$2,074	\$2,074	\$2,024						\$50					
FL	Palm Beach	Palm Beach Co	\$1,327	\$1,327	\$1,260							\$6	\$61			
FL	Palm Beach	Palm Beach Gardens	\$1,994	\$1,994	\$1,635						\$279	\$19	\$61			
FL	Pasco	Pasco Co	\$1,705	\$1,062	\$1,000	\$234	\$410				\$62					
FL	Pinellas	Pinellas Co	\$1,470	\$1,414	\$1,414	\$56										
FL	Polk	Polk Co														
FL	Polk	Lakeland	\$945	\$945	\$675						\$100	\$170				
FL	Putnam	Putnam Co														
FL	Santa Rosa	Santa Rosa Co														
FL	St Johns	St. Johns Co	\$1,866	\$1,866	\$1,601						\$18	\$31	\$216			
FL	St Lucie	St. Lucie Co	\$1,011	\$1,011	\$818						\$75	\$49	\$69			
FL	Sarasota	Sarasota Co	\$3,460	\$2,510	\$1,987	\$544	\$406				\$106	\$61	\$106		\$250	
FL	Sarasota	North Port	\$216	\$216							\$82	\$77	\$57			
FL	Seminole	Seminole Co	\$768	\$768	\$762						\$6					

Industrial per 1,000 sq. ft. (100,001 sq. ft. building; 0.15 FAR; 3" meter)															
State	County	Jurisdiction	Total	Non-Util	Roads	Water	Sewer	Drain	Parks	Library	Fire	Police	GenGov	Schools	Other
FL	Seminole	Altamonte Springs	\$820	\$820	\$725						\$6	\$89			
FL	Seminole	Winter Springs	\$5,785	\$5,785	\$3,404						\$1,264	\$355	\$762		
FL	Sumter	Sumter Co	\$1,674	\$1,674	\$1,584						\$90				
FL	Volusia	Volusia Co	\$1,220	\$1,220	\$1,220										
FL	Volusia	Daytona Beach	\$1,220	\$1,220	\$1,220										
FL	Volusia	Deland	\$1,489	\$1,489	\$1,220	\$0	\$0				\$51	\$15	\$203		
FL	Volusia	Deltona	\$3,767	\$1,941	\$1,941	\$543	\$1,283								
FL	Volusia	Ormond Beach	\$1,975	\$1,343	\$1,274	\$320	\$312	\$69							
FL	Volusia	Port Orange	\$2,572	\$2,077	\$1,877	\$249	\$246				\$200				
GA	Cherokee	Canton	\$522	\$522	\$134				\$173		\$173	\$43			
GA	Cherokee	Cherokee Co	\$1,082	\$1,082	\$399						\$450	\$233			
GA	Effingham	Effingham Co	\$501			\$213	\$288								
GA	Forsyth	Forsyth Co	\$52	\$52							\$52				
GA	Fulton	Alpharetta	\$799	\$799	\$513				\$14		\$272				
GA	Fulton	Atlanta	\$1,255	\$1,255	\$1,025				\$169		\$47	\$14			
GA	Fulton	Roswell	\$1,065	\$1,065	\$865						\$180				\$20
GA	Hall	Hall Co	\$119	\$119											\$119
GA	Henry	Henry Co	\$499	\$499											\$499
GA	Henry	McDonough	\$476	\$476											\$476
HI	Honolulu	Honolulu	\$2,019	\$2,019	\$2,019										
ID	Ada	Boise	\$3,249	\$3,249	\$2,979						\$210	\$60			
ID	Kootenai	Post Falls	\$1,716	\$530	\$370	\$239	\$947					\$160			
IL	DeKalb	DeKalb (city)													
IL	DuPage	DuPage County	\$1,049	\$1,049	\$1,049										
IL	Kane	Kane County	\$1,769	\$1,769	\$1,769										
IN	Hamilton	Fishers	\$1,782	\$1,652	\$1,652		\$130								
IN	Hamilton	Noblesville	\$1,201	\$767	\$767		\$434								
KS	Johnson	Lenexa	\$3,026	\$3,026	\$1,620			\$1,285	\$121						
KS	Johnson	Olathe	\$3,146	\$1,887	\$1,817	\$605	\$654		\$70						
KS	Johnson	Overland Park	\$1,433	\$1,433	\$1,433										
LA	E Baton Rouge	Baton Rouge	\$1,111	\$503	\$503		\$608								
LA	St Tammany	St Tammany Parish	\$2,132	\$2,132	\$1,254			\$878							
MD	Anne Arundel	Anne Arundel Co	\$6,928	\$4,704	\$4,536	\$1,008	\$1,216					\$168			
MD	Calvert	Calvert Co	\$1,454	\$110		\$480	\$864								\$110
MD	Carroll	Carroll Co													
MD	Charles	Charles Co	\$2,065			\$719	\$1,346								
MD	Frederick	Frederick Co	\$1,208			\$504	\$704								
MD	Harford	Harford Co													
MD	Howard	Howard Co	\$590	\$590	\$590										
MD	Montgomery	Montgomery Co	\$7,162	\$6,350	\$6,350	\$352	\$460								
MD	Queen Anne's	Queen Anne's Co	\$1,170	\$1,170							\$1,170				
MD	St. Mary's	St. Mary's Co													
MO	Clay/Jackson	Kansas City	\$647	\$647	\$647										
MO	Jackson	Lee's Summit	\$743	\$743	\$743										
MT	Gallatin	Bozeman	\$3,410	\$2,632	\$2,605	\$455	\$323				\$27				

Industrial per 1,000 sq. ft. (100,001 sq. ft. building; 0.15 FAR; 3" meter)															
State	County	Jurisdiction	Total	Non-Util	Roads	Water	Sewer	Drain	Parks	Library	Fire	Police	GenGov	Schools	Other
NC	Chatham	Chatham Co.	\$300			\$300									
NC	Durham	Durham	\$1,092	\$709	\$709	\$223	\$160								
NC	Orange	Orange Co.	\$1,553			\$574	\$979								
NC	Wake	Cary	\$1,841	\$1,131	\$1,131	\$235	\$475								
NC	Wake	Raleigh	\$3,072	\$1,334	\$1,334	\$913	\$825								
NE	Lancaster	Lincoln	\$2,498	\$2,290	\$2,290	\$139	\$69								
NH	Hillsborough	Manchester													
NH	Merrimack	Concord	\$1,030	\$1,030	\$1,030										
NH	Rockingham	Salem	\$270	\$270							\$70	\$200			
NH	Rockingham	Fremont													
NM	Bernalillo	Albuquerque	\$2,554	\$2,037	\$1,673	\$295	\$222	\$323				\$42			
NM	Bernalillo	Bernalillo Co	\$1,006	\$1,006	\$477			\$383			\$146				
NM	Dona Ana	Las Cruces	\$481			\$182	\$114				\$185				
NM	Lincoln	Ruidoso	\$943			\$614	\$329								
NM	Sandoval	Rio Rancho	\$4,475	\$3,585	\$1,955	\$522	\$368	\$1,430			\$177				\$23
NM	Santa Fe	Santa Fe	\$2,164	\$1,710	\$1,610	\$314	\$140				\$74	\$26			
NM	Santa Fe	Santa Fe County	\$460	\$460							\$460				
NM	Valencia	Los Lunas	\$375			\$146	\$229								
NV	Churchill	Churchill County													
NV	Clark	Las Vegas	\$1,010	\$996	\$912		\$14								\$84
NV	Clark	Mesquite	\$1,181	\$1,181	\$1,097										\$84
NV	Washoe	Reno	\$2,534	\$2,534	\$2,534										
OH	Butler	Middletown													
OH	Delaware	Delaware (city)	\$2,583	\$817		\$904	\$862				\$359	\$135	\$323		
OK	Cleveland	Moore	\$360	\$360	\$360										
OR	Clackamas	Clackamas Co.	\$5,645	\$4,589	\$4,339		\$1,056								\$250
OR	Clackamas	West Linn	\$12,405	\$10,211	\$8,860	\$1,404	\$790	\$690							\$661
OR	Deschutes	Bend	\$5,179	\$4,443	\$4,443	\$452	\$284								
OR	Josephine	Grants Pass	\$1,731	\$927	\$927	\$402	\$402								
OR	Lane	Eugene	\$3,024	\$2,683	\$1,686		\$341	\$384	\$613						
OR	Lane	Springfield	\$2,553	\$1,987	\$821		\$566	\$1,166							
OR	Marion	Salem	\$2,495	\$1,725	\$1,423	\$385	\$385	\$302							
OR	Marion	Silverton	\$1,890	\$1,360		\$530		\$1,360							
OR	Multnomah	Portland	\$3,757	\$2,794	\$2,250	\$269	\$694	\$328	\$216						
OR	Washington	Tigard	\$5,776	\$5,016	\$4,682	\$760			\$334						
OR	Washington	Washington Co	\$5,928	\$5,182	\$4,682		\$746	\$500							
PA	Montgomery	Towamencin Twp	\$2,154	\$2,154	\$2,154		\$171	\$161	\$500						\$300
SC	Beaufort	Beaufort Co	\$945	\$945	\$890						\$55				
SC	Beaufort	Hilton Head	\$2,355	\$1,485	\$1,485	\$384	\$486								
SC	Berkeley	Mt. Pleasant	\$1,957	\$1,050	\$700	\$187	\$720				\$190	\$30			\$130

Industrial per 1,000 sq. ft. (100,001 sq. ft. building; 0.15 FAR; 3" meter)															
State	County	Jurisdiction	Total	Non-Util	Roads	Water	Sewer	Drain	Parks	Library	Fire	Police	GenGov	Schools	Other
TN	Rutherford	La Vergne	\$1,234	\$858	\$858	\$80	\$296								
TN	Rutherford	Smyrna	\$943	\$943	\$747						\$196				
TN	Sumner	Portland	\$400	\$400											\$400
TN	Sumner	White House	\$58	\$58	\$28						\$12	\$18			
TN	Williamson	Franklin	\$6,994	\$5,417	\$3,237	\$585	\$992								\$2,180
TN	Williamson	Nolensville	\$2,585	\$2,585	\$585										\$2,000
TX	Brazos	College Station	\$180			\$123	\$57								
TX	Collin	Allen	\$872	\$600	\$600	\$192	\$80								
TX	Collin	McKinney	\$1,317	\$1,024	\$1,024	\$260	\$33								
TX	Denton	Denton	\$1,222			\$833	\$389								
TX	Tarrant	Arlington	\$715	\$473	\$473	\$135	\$107								
TX	Tarrant	Colleyville	\$2,623	\$2,122	\$2,122	\$399	\$103								
TX	Tarrant	Ft. Worth	\$1,444		\$1,215	\$189	\$40								
TX	Williamson	Georgetown	\$556			\$355	\$201								
UT	Cache	Logan	\$362	\$183	\$59	\$39	\$140	\$79			\$35	\$10			
UT	Davis	Layton	\$11,727	\$11,583	\$2,552	\$144		\$8,957			\$74				
UT	Salt Lake	Draper	\$1,796	\$1,584	\$1,275	\$212		\$228			\$43	\$38			
UT	Salt Lake	Salt Lake City	\$3,109	\$3,109	\$2,260			\$229			\$320	\$300			
UT	Salt Lake	Sandy City	\$1,352	\$909		\$443		\$694	\$31		\$130	\$54			
UT	Salt Lake	West Jordan City	\$2,607	\$1,884	\$770	\$421	\$302	\$934			\$130	\$50			
UT	Salt Lake	West Valley City	\$1,086	\$1,086	\$815			\$185			\$50	\$36			
UT	Tooele	Tooele	\$798	\$320		\$354	\$124					\$320			
UT	Utah	Payson	\$604	\$225		\$146	\$233				\$225				
UT	Utah	Provo	\$1,256	\$945	\$389	\$114	\$197	\$556							
VA	Loudoun	Leesburg	\$1,916			\$749	\$1,167								
VA	Stafford	Stafford Co	\$3,174	\$1,510	\$1,510	\$1,104	\$560								
VT	Chittenden	Burlington	\$1,153	\$1,153	\$246				\$395		\$183	\$329			
VT	Chittenden	Williston	\$700	\$700	\$700										
WA	Clark	Vancouver	\$2,211	\$1,395	\$1,395	\$378	\$438								
WA	Cowlitz	Woodland	\$999	\$510		\$226	\$263				\$510				
WA	King	King Co													
WA	King	Bellevue	\$6,180	\$6,180	\$6,180										
WA	King	Bothell	\$8,775	\$7,750	\$6,800	\$690	\$335	\$950							
WA	King	Issaquah	\$8,460	\$8,460	\$7,560				\$490		\$238	\$123	\$49		
WA	King	Kirkland	\$8,473	\$6,471	\$6,080	\$1,506	\$497	\$391							
WA	Kitsap	Kitsap Co	\$230	\$230	\$230										
WA	Pierce	Pierce Co	\$1,582	\$1,582	\$1,582										
WA	Skagit	Anacortes	\$2,996	\$1,383		\$201	\$1,412	\$1,383							
WA	Skagit	Burlington	\$4,201	\$3,772	\$2,575		\$429	\$478	\$500		\$219				
WA	Snohomish	Snohomish Co	\$1,596	\$1,596	\$1,596										
WA	Thurston	Olympia	\$3,930	\$3,930	\$3,930										
WA	Thurston	Tumwater	\$4,620	\$4,620	\$4,620										
WA	Whatcom	Bellingham	\$5,199	\$3,361	\$1,855	\$616	\$1,222	\$1,507							
WV	Jefferson	Jefferson Co	\$356	\$356							\$338	\$18			
WI	Dane	Fitchburg				\$1,073									
WI	Jefferson	Oconomowoc	\$1,067	\$378	\$176	\$140	\$549				\$102	\$100			
WI	Ozaukee	Cedarburg	\$564	\$212		\$262	\$90				\$212				
WI	St Croix	Hudson	\$2,560	\$673		\$1,440	\$447	\$673							

Industrial per 1,000 sq. ft. (100,001 sq. ft. building; 0.15 FAR; 3" meter)																
Summary	Total	Non-Util	Roads	Water	Sewer	Drain	Parks	Library	Fire	Police	GenGov	Schools	Other			
National Average	\$3,150	\$2,751	\$2,063	\$627	\$642	\$1,097	\$562	\$93	\$211	\$171	\$436	\$440	\$1,380			
Sample Size	255	236	203	127	135	60	36	7	117	90	51	15	47			
National Avg w/o CA	\$2,300	\$1,971	\$1,755	\$504	\$496	\$934	\$420	\$47	\$193	\$123	\$175		\$791			
Sample Size w/o CA	218	199	166	108	110	38	24	4	101	74	28		30			
State Average Fees																
AR	\$595	\$423	\$808	\$173	\$115	n/a	n/a	n/a	\$242	\$155	n/a	n/a	n/a			
AZ	\$1,933	\$1,409	\$1,041	\$610	\$535	\$155	\$122	\$47	\$205	\$146	\$228	n/a	\$236			
CA	\$8,160	\$6,947	\$3,445	\$1,325	\$1,282	\$1,378	\$844	\$156	\$321	\$397	\$755	\$454	\$2,419			
CO	\$3,959	\$3,311	\$1,834	\$1,133	\$515	\$1,084	\$2,680	n/a	\$180	\$42	\$116	n/a	\$4,345			
DE	\$1,578	\$272	n/a	n/a	\$1,306	n/a	n/a	n/a	\$177	\$7	\$88	n/a	n/a			
FL	\$2,120	\$1,851	\$1,824	\$308	\$563	\$69	n/a	n/a	\$175	\$130	\$174	n/a	\$295			
GA	\$637	\$652	\$587	\$213	\$288	n/a	\$119	n/a	\$196	\$97	n/a	n/a	\$279			
HI	\$2,019	\$2,019	\$2,019	n/a	n/a	n/a	n/a	n/a	n/a	n/a	n/a	n/a	n/a			
ID	\$2,483	\$1,890	\$1,675	\$239	\$947	n/a	n/a	n/a	\$210	\$110	n/a	n/a	n/a			
IL	\$1,409	\$1,409	\$1,409	n/a	n/a	n/a	n/a	n/a	n/a	n/a	n/a	n/a	n/a			
IN	\$1,492	\$1,209	\$1,209	n/a	\$282	n/a	n/a	n/a	n/a	n/a	n/a	n/a	n/a			
KS	\$2,535	\$2,116	\$1,624	\$605	\$654	\$1,285	\$96	n/a	n/a	n/a	n/a	n/a	n/a			
LA	\$1,621	\$1,318	\$879	n/a	\$608	\$878	n/a	n/a	n/a	n/a	n/a	n/a	n/a			
MD	\$2,940	\$2,585	\$3,825	\$613	\$918	n/a	n/a	n/a	\$1,170	\$168	n/a	n/a	\$110			
MO	\$695	\$695	\$695	n/a	n/a	n/a	n/a	n/a	n/a	n/a	n/a	n/a	n/a			
MT	\$3,410	\$2,632	\$2,605	\$455	\$323	n/a	n/a	n/a	\$27	n/a	n/a	n/a	n/a			
NC	\$1,572	\$1,058	\$1,058	\$449	\$610	n/a	n/a	n/a	n/a	n/a	n/a	n/a	n/a			
NE	\$2,498	\$2,290	\$2,290	\$139	\$69	n/a	n/a	n/a	n/a	n/a	n/a	n/a	n/a			
NH	\$650	\$650	\$1,030	n/a	n/a	n/a	n/a	n/a	\$70	\$200	n/a	n/a	n/a			
NM	\$1,557	\$1,759	\$1,429	\$346	\$234	\$712	n/a	n/a	\$208	\$34	n/a	n/a	\$23			
NV	\$1,575	\$1,570	\$1,514	n/a	\$14	n/a	n/a	n/a	n/a	n/a	n/a	n/a	\$84			
OH	\$2,583	\$817	n/a	\$904	\$862	n/a	n/a	n/a	\$359	\$135	\$323	n/a	n/a			
OK	\$360	\$360	\$360	n/a	n/a	n/a	n/a	n/a	n/a	n/a	n/a	n/a	n/a			
OR	\$4,580	\$3,720	\$3,411	\$600	\$585	\$676	\$388	n/a	n/a	n/a	n/a	\$250	\$661			
PA	\$2,154	\$2,154	\$2,154	n/a	\$171	\$161	\$500	n/a	n/a	n/a	n/a	n/a	\$300			
SC	\$1,752	\$1,160	\$1,025	\$285	\$603	n/a	n/a	n/a	\$123	\$30	n/a	n/a	\$130			
TN	\$2,036	\$1,710	\$1,091	\$333	\$644	n/a	n/a	n/a	\$104	\$18	n/a	n/a	\$1,527			
TX	\$1,116	\$1,055	\$1,087	\$311	\$126	n/a	n/a	n/a	n/a	n/a	n/a	n/a	n/a			
UT	\$2,470	\$2,183	\$1,160	\$234	\$199	\$1,483	\$31	n/a	\$126	\$115	n/a	n/a	n/a			
VA	\$2,545	\$1,510	\$1,510	\$927	\$863	n/a	n/a	n/a	n/a	n/a	n/a	n/a	n/a			
VT	\$927	\$927	\$473	n/a	n/a	n/a	\$395	n/a	\$183	\$329	n/a	n/a	n/a			
WA	\$4,247	\$3,660	\$3,700	\$603	\$657	\$942	\$495	n/a	\$322	\$123	\$49	n/a	n/a			
WV	\$356	\$356	n/a	n/a	n/a	n/a	n/a	n/a	\$338	\$18	n/a	n/a	n/a			
WI	\$1,397	\$421	\$176	\$729	\$362	\$673	n/a	n/a	\$102	\$156	n/a	n/a	n/a			